

\$5.00

2025 EXHIBITOR GUIDE & PREMIUM LIST



La Crosse Interstate

FREE Fair




July 16-20, 2025

To be held at the La Crosse Interstate Fair Grounds
Highway 16 at CTH "M", West Salem

Sponsored By:

The La Crosse County Agricultural Society

www.lacrosseinterstatefair.com



INDEX

INTRODUCTION PAGE	1
JUDGING and EVENTS SCHEDULE	2
GENERAL REGULATIONS	3
ATCP 160 REGULATIONS	5-7
FAIR PARKING POLICY	7
ANIMAL HEALTH REGULATIONS	8-12
OPEN CLASS	
Department 102 – Beef Cattle	12
Department 114 – Plant and Soil Science .	12
Department 115 – Flowers & House Plants	14
Department 116 – Bees, Honey & Maple Syrup	15
Department 118 – Arts & Crafts	16
Department 119 – Antiques	17
Department 120 – Photography	18
Department 122 – Woodworking	19
Department 125 – Foods & Nutrition	20
Department 126 – Clothing	23
Department 127 – Knitting & Crocheting ...	23
Department 128 – Home Furnishings / Home Environment	24
JUNIOR DIVISION	
Junior Premium List Intro	25
Department 1 – Dairy Cattle	26
Junior Livestock Project Rules	27
Junior Livestock Auction Rules	30
Department 2 – Beef Cattle	31
Department 3 – Swine	33
Department 4 – Sheep	34
Department 5 – Goats	35
Department 6 – Horses	37
Department 7 – Poultry	41
Department 8 – Rabbits	42
Department 9 – Dog Obedience	43
Department 10 – Animal Science	45
Department 13 – Cats	45
Department 14 – Plant & Soil Science (Field Crops)	46
Department 15 – Floriculture	47
Department 16 – Naturespace / Natural Sciences	49
Department 17 – Exploring / Cloverbud	51
Department 18 – Cultural Arts	52
Department 20 – Photography	56
Department 21 – Computers	58
Department 22 – Woodworking	58
Department 23 – Electricity	59
Department 24 – Mechanical Science	60
Department 25 – Foods & Nutrition	61
Department 26 – Clothing	64

Department 27 – Knitting & Crocheting	66
Department 28 – Home Furnishings / Home Environment	67
Department 29 – Family & Child Development	67
Department 31 – Communications	68
Department 32 – Booths	69
Department 33 – Youth Leadership Self-Determined Projects	69
Department 34 – Club, Individual Projects – Health, Citizenship, Social, Political Science	70
SPECIAL AWARDS	72-74
JUDGING INFORMATION	75
DANISH JUDGING - SIMPLIFIED	75
AG SOCIETY MEMBERSHIP INFO	76
ROOSTER, GOAT and RABBIT COLORING .	76
Rooster Entry Blank	Visit the Fair website
Goat Entry Blank	Visit the Fair website
Rabbit Entry Blank	Visit the Fair website
ROOSTER CROWING CONTEST	77
Entry Blank	77
ENTERTAINMENT INFORMATION	77
FAIR ENTRY FORM	78
ENTRY TAG CORRECTION FORM	79
ANIMAL ID & VET CHECK-IN FORM	80
ONLINE PROCESS	Inside Back Cover
GROUNDS MAP	Outside Back Cover

MEMBERSHIP IN THE LA CROSSE COUNTY AG SOCIETY

You have the opportunity to join the La Crosse County Agricultural Society in providing continued support and positive education for the youth in La Crosse County. Membership dues are \$30 for a 5 year membership and \$150 for a lifetime membership.

Stop by the Ag Society office in the Exhibition Building during the fair or contact a current board member for more details.

See Page #76 for More Information.

OFFICIAL
Premium List
of the
134th La Crosse Interstate Fair

**La Crosse County
Agricultural Society**

**July 16-20, 2025
West Salem, Wisconsin**

FREE Parking and FREE Admission to the Grounds

FREE EVENT PARKING – No vehicles will be allowed inside the compound after 9:30 AM without authorization from the Ag. Society. All hauling trailers will be asked to return home until Sunday afternoon. Horse trailers with dressing rooms will be coordinated by the Executive Committee of the La Crosse County Horse Project. A designated parking area on the north side of the fence line will be available for our out of county or long distance exhibitors. Please see an Ag. Society Board member in the Exhibition Office for help in parking in the designated parking area.

LA CROSSE COUNTY AGRICULTURAL SOCIETY BOARD of DIRECTORS

The La Crosse County Agricultural Society is registered with the Federal Government as a non-profit corporation which operates with a yearly budget established by its Board of Directors.

BOARD of DIRECTORS

Don Langrehr, President
Chad Jacobson, Vice President
Gretchen Heilman, Secretary
Dan Gilster, Treasurer
Scott Nachtigal
Warren Pickar
Allison Warnecke
Carolyn Christopherson, 4-H Adult Leaders Representative
Dave Hundt, La Crosse County Board Representative

Julie Nuttleman, Business Manager / Bookkeeper / Grounds Rental, ex-officio member
Marla Stello, Fair Manager & Fairest of the Fair Coordinator, ex-officio member
Carlie Scriver, Fair Project Consultant, ex-officio member
Emily Crook, UW Extension, ex-officio member

The La Crosse County Agricultural Society is not responsible for printing errors. Corrections will be posted on the fair website as needed. Exhibitors are responsible for their own exhibits. The La Crosse County Agricultural Society will provide reasonable security for all exhibits but assumes no liability for exhibits damaged or lost during the exhibit period.

NOTE – The La Crosse County Agricultural Society is accepting entries online. Copies of the 2025 Exhibitor Guide and Premium List are available on the fair website. Print copies of the 2025 Exhibitor Guide and Premium Listing are available by contacting Marla Stello at lacrosseinterstatefair@yahoo.com to make arrangements to purchase a book for \$5. For 2025 there will not be an exhibitor fee but late fees will apply. The fair website is: www.lacrosseinterstatefair.com.

2025 FAIR JUDGING SCHEDULE

Entry Times: Tuesday, 6-8 PM or Wednesday, 8 AM until noon. All entries must be in place by noon, Wednesday. It is suggested that perishable items and animals be brought in Wednesday morning unless otherwise noted.

TUESDAY, JULY 15

<u>Departments</u>	<u>Time</u>	<u>Building</u>
Model Horse	5:00 p.m.	New Youth

WEDNESDAY, JULY 16

<u>Departments</u>	<u>Time</u>	<u>Building</u>
Exploring/Cloverbud (Face to Face)	8:30 a.m.	New Youth
Jr. Food & Nutrition Food Preservation	1:00 p.m.	Old Youth
Jr. Cut Flowers	1:30 p.m.	Old Youth
Open Class Cut Flowers	1:30 p.m.	Old Youth
Open Class Food & Nutrition/Food Preservation	1:30 p.m.	Old Youth
Jr. Rabbits	1:30 p.m.	Small Animal Barn
Jr. & Open Class Vegetables/Crops	2:00 p.m.	Old Youth
Communications	2:00 p.m.	Old Youth
International	2:00 p.m.	Old Youth
Computers	2:00 p.m.	Old Youth
Jr. Pets & Cats	3:00 p.m.	Small Animal Barn
Jr. Posters	3:00 p.m.	New Youth
Jr. House Plants	3:30 p.m.	Old Youth
Open Class House Plants	3:30 p.m.	Old Youth
Dog Obedience	5:00 p.m.	Farm Progress
Clothing Revue	5:00 p.m.	New Youth Stage
4-H Club Booths	6:00 p.m.	New Youth
Collections (Face to Face)	6:30 p.m.	New Youth
Self-determined exhibits (Face to Face)	7:30 p.m.	New Youth

THURSDAY, JULY 17

<u>Departments</u>	<u>Time</u>	<u>Building</u>
Jr. & Open Class Beef	8:00 a.m.	Farm Progress
Jr. & Open Arts & Crafts	9:00 a.m.	New Youth
Jr. Family & Child Development	9:00 a.m.	Old Youth
Jr. Clothing, Knitting, & Crocheting	9:00 a.m.	Old Youth
Open Class Clothing, Knitting, & Crocheting	9:00 a.m.	Old Youth
Jr. & Open Class Woodworking	9:00 a.m.	New Youth
Jr. & Open Photography	9:00 a.m.	New Youth
Open Antiques	9:00 a.m.	Old Youth
Jr. Home Furnishings	10:30 a.m.	Old Youth
Jr. Electricity/Mech. Science	11:00 a.m.	New Youth
Open Home Furnishings	11:00 a.m.	Old Youth
Jr. Poultry	1:00 p.m.	Small Animal Barn
Jr. Swine	2:00 p.m.	Rowe Arena
Jr. Natural Science/Models	2:00 p.m.	New Youth
Dog Agility	6:00 p.m.	Farm Progress
Jr. Horse Fun Show	6:00 p.m.	Horse Arena

FRIDAY, JULY 18

<u>Departments</u>	<u>Time</u>	<u>Building</u>
Jr. Dairy	9:00 a.m.	Farm Progress
Jr. Horse Trail / Western Classes	11:00 a.m.	Horse Arena
Jr. Sheep	1:00 p.m.	Rowe Arena
Jr. Goat (Market Classes)	after sheep	Rowe Arena

SATURDAY, JULY 19

<u>Departments</u>	<u>Time</u>	<u>Building</u>
Jr. Horse Show/Driving	8:30 a.m.	Horse Arena
Rooster Crowing	9:00 a.m.	Small Animal Barn
Jr. Goats	9:00 a.m.	Rowe Arena
Cheese Sale/Dairy Baskets/ Jr. Livestock (following cheese and dairy baskets)	5:00 p.m.	Farm Progress

SUNDAY, JULY 20

<u>Departments</u>	<u>Time</u>	<u>Building</u>
Jr. Horse Hippology	9:00 a.m.	Poultry Tent
Jr. Goat Costume Contest /Obstacle Competition	10:00 a.m.	Rowe Arena
Jr. Horse Games/Gymkhana	10:00 a.m.	Horse Arena
4-H Archery Tournament	12 Noon	Farm Progress
Round Robin Showmanship	4:00 p.m.	Farm Progress
Exhibits Released	5:00 p.m.	All Areas
Buildings Close	7:00 p.m.	All Areas

4-H Youth Building Stage & Special Horse Project Events

Introduction of 2025 Fairest of the Fair and Visiting Royalty 4:45 p.m.
Clothing Revue: Wednesday at 5:00 p.m.

Youth entertainment (music, action centers, demonstrations, etc.) will be scheduled in the 4-H Youth Building on the stage Thursday, 6:30 p.m. followed by the 4-H Award Ceremony

4-H Mounted Drill Team Performances:
Thursday, Friday & Saturday at 5:30 p.m.,
Saturday & Sunday at noon



GENERAL REGULATIONS AND LIST OF PREMIUMS OF LA CROSSE INTERSTATE FAIR 134th ANNUAL EXHIBIT

LA CROSSE COUNTY AGRICULTURAL SOCIETY
To Be Held at Fairgrounds
Highway 16 at CTH "M"
Wednesday, Thursday, Friday,
Saturday and Sunday
July 16-20, 2025

(Fair entry dates are Tuesday evening July 15 and Wednesday, July 16, 8 AM until noon.)

PREMIUMS

No animal or article unworthy of a premium shall receive one, even though there be no competitor, nor shall any animal or article receive a higher premium than its merits demand.

NOTE: The La Crosse County Agricultural Society, Inc., at their discretion, reserves the right to either adjust premiums to a partial payment or perhaps even eliminate premium payments for the 2025 fair. This being due to the potential reduction or elimination of State Fair Aids in the upcoming state budget as determinations by the Wisconsin Legislature.

GENERAL ARRANGEMENTS

The gates will be open to visitors at 7:00 a.m., and closed at midnight each day.

It is desired that entries be made at an early date, so that the number of stalls and pens required may be known, and also that the same may be catalogued, in order to secure accuracy in the entries and that the superintendent may assign suitable space for a favorable exhibition.

Space will be available on a first come first served basis. When space is full, entries are closed.

ENTRIES IN EVERY DEPARTMENT DUE MANUAL ENTRIES – FRIDAY, JUNE 13 ONLINE ENTRIES – FRIDAY, JUNE 27

1. Entries can be made at any time by letter, or an application to Marla J Stello, La Crosse Interstate Fair, 4012 Starlite Drive, La Crosse WI 54601-7509 postmarked by June 10. Entries are also accepted online at www.lacrosseinterstatefair.com. For 2025 the Ag. Society will provide all Junior and Open Class exhibitors with complementary entering (no exhibitor fees) if entries are completed by the established deadlines. This decision was made as a courtesy for utilizing the online entry system. Late fees will still apply in 2025.

Manual Entries

- Accepted until entry close date of June 13
- Late Fee of \$10 applies to entries June 14 to June 27

Online Entries

- Online Entries Open – June 1
- Online Entries Close – Friday, June 27 at midnight
- Any Changes to Online Entries – Friday, June 27 at midnight (email "Change Form" to lacrosseinterstatefair@yahoo.com)

Entry Tags

- Entry fees will need to be paid at the time of tag pick up. For 2025 this step is made courtesy to the exhibitor.
- Tags will be available starting the week of Monday, July 9.
- Dates and times for the distribution will be communicated.
- Animal entries will not have individual tags printed. Back tags will be provided on show day.

Fair Premium Checks

- Fair checks will be ready after Friday, August 22 (noon)
- Distribution dates and times will be communicated by email.

All entries made by letter must be accompanied by entry fee before entry will be accepted and recorded. Fee waived for 2025. Any late entries will be assessed an additional \$10.00 late fee per exhibitor based on manual or online entry deadlines.

After June 27 no new entries, additional items added or changes to tag corrections without authorization will be accepted. Clerical changes, if originally entered, will be allowed but must be conveyed to the fair secretary.

POLICE DEPARTMENT

Police headquarters are located at the Association's office where all complaints should be filed and losses reported. Anyone finding lost articles is required to leave them at the Agricultural Society office. All the members of the Fair Police are appointed by the Agricultural Society and are under their jurisdiction. Members of the Sheriff's Department will be on the grounds day and night.

RULES AND REGULATIONS

Check activity calendar for entry dates and time.

No change or alteration will be permitted after the books are placed in the hands of the judges, and all persons entering animals must be sure that their stock is placed in the appropriate class or it will be the duty of the judges to rule out any animal not answering to the entry.

Exhibitors of stock will be required to keep their stalls open and uncovered from 9 a.m. to 5 p.m., during each day of the exhibitions. They must also keep the grounds clean and free from all garbage, fronting within ten feet of their stalls or pens.

The Agricultural Society will take every precaution in their power for the preservation of the articles and stock on exhibition, but will assume no liability for any loss or damage that may occur either during their delivery upon the grounds, their exhibition or their removal, nor will they, in any case, make any provision for their transportation. No article or animal shall compete for more than one premium except as a part of a collection or group.

No article or animal entered for exhibition shall be removed from the grounds until 5:00 PM on Sunday, except with written permission of the La Crosse County Agricultural Society, Board of Directors.

If a La Crosse Interstate Fair exhibitor removes any article from the fairgrounds without the permission of the La Crosse County Agricultural Society the exhibitor will forfeit all premiums.

If a La Crosse Interstate Fair exhibitor removes any animal exhibit from the fairgrounds without the written permission of a La Crosse County Agricultural Society, Board of Directors member and a licensed veterinarian, the exhibitor will forfeit all premiums and trophies and is banned from exhibiting for one (1) year from that species.

Exhibitors should keep in mind that the La Crosse Interstate Fair is a family oriented event. The department Superintendents will have the authority to bring any item of questionable nature to the attention of the La Crosse County Agricultural Society. Items found to be inappropriate will not be allowed to exhibit.

Exhibitors are expected to obey the Superintendent promptly in showing their exhibits when instructed to do so. Exhibits must be in the show ring promptly after being called. Superintendents or assistants must not express or offer an opinion as to the merit of an animal or article while the same is being judged, nor allow anyone present to do so unless such information is requested by the official judge.

Any exhibitor attempting by word or act to interfere with the judges before or during the judging will be promptly excluded from competition.

When an award has been agreed upon, the Superintendent or Assistant, when requested to do so by the judge, shall make the proper entry of award in the book furnished, and the Superintendent or Assistant shall issue the premium ribbons to the judges, who will attach them to the successful exhibits or delegate such responsibility.

LIABILITY

The Agricultural Society is not liable for injuries sustained by any exhibitor.

The Agricultural Society will take reasonable precaution to protect the safety of the exhibits at the fair, but owners themselves take the risk of exhibiting them, and should any exhibit or portion thereof be injured, damaged, lost or stolen, the Agricultural Society will give assistance toward recovery of the same, but not be liable to make any payment for the value thereof.

Exhibitors or owners of animals and/or machinery, while stationary or in motion, and any other exhibits or equipment which may cause accidents, injury or damage to persons or animals or property coming in contact with or in proximity to them, shall guard their exhibits or machinery and protect the public from coming in contact therewith at all times while on the fairgrounds.

ETHICS

Tampering, and/or inhumane treatment, and/or misrepresentation as to breeding, age, ownership and any other irregularity in showing will be considered fraud and deception.

To maintain a high degree of confidence and integrity in the livestock shows, the La Crosse County Agricultural Society reserves the right to disqualify any animal fitted in an unethical manner and disqualify the exhibitor. Unethical fitting shall include any injection of gas, solid or liquid to alter the normal confirmation. In addition, it shall include any cutting or tearing of the hide, cutting or tearing underneath the hide or removal of tissue in any attempt to alter the shape or appearance. It shall also include attempts to disrupt or change normal dental development, dyeing or coloring hair, adding artificial tailheads, switches, polls, hair and heels, as well as any attempt to change the confirmation and degree of firmness by administration of fluids internally or externally in a liquid or solid state. The use of clenbuterol is prohibited.

In all departments, all exhibitors, their immediate family and any other parties involved in inappropriate behavior or the unethical fitting and showing of an animal will not be tolerated. The Ag Society reserves the right to address each instance on a case-by-case basis. Each review is subject to consideration of award(s) and premium(s) forfeiture, and may include the forfeiture of auction proceeds; and/or dismissal from the fairgrounds; and/or being barred from competition immediately in the department in which the violation occurred and/or from all departments entered; and/or in future competition in the La Crosse Interstate Fair.

IAFE (INTERNATIONAL ASSOCIATION OF FAIRS AND EXPOSITIONS) NATIONAL CODE OF SHOW RING ETHICS

Exhibitors of animals at livestock shows shall at all times conduct themselves with honesty and good sportsmanship. Their conduct in this competitive environment shall always reflect the highest standards of honor and dignity to promote the advancement of agricultural education. This code applies to junior as well as open class exhibitors who compete in structured classes of competition. This code applies to all livestock offered in any event at a livestock show. In addition to the "IAFE National Code of Show Ring Ethics," fairs and livestock shows may have rules and regulations which they impose on the local, county, state, provincial and national levels. All youth leaders working with junior exhibitors are under an affirmative responsibility to do more than avoid improper conduct or questionable acts. Their moral values must be so certain and positive that those younger and more pliable will be influenced by their fine example. Owners, exhibitors, fitters, trainers and absolutely responsible persons who violate the code of ethics will forfeit premiums, awards and auction proceeds and shall be prohibited from future exhibition in accordance with the rules adopted by the respective fairs and livestock shows. Exhibitors who violate this code of ethics demean the integrity of all livestock exhibitors and should be prohibited from competition at all livestock shows in the United States and Canada.

The following is a list of guidelines for all exhibitors and all livestock in competitive events:

1. All exhibitors must present, upon request of fair and livestock show officials, proof of ownership, length of ownership and age

of all animals entered. Misrepresentation of ownership, age, or any facts relating thereto is prohibited.

2. Owners, exhibitors, fitters, trainers, or absolutely responsible persons shall provide animal health certificates from licensed veterinarians upon request by fair or livestock show officials.
3. Junior exhibitors are expected to care for and groom their animals while at fairs or livestock shows.
4. Animals shall be presented to show events where they will enter the food chain free of drugs. The act of entering an animal in a livestock show is the giving of consent by the owner, exhibitor, fitter, trainer and/or absolutely responsible person for show management to obtain any specimens of urine, saliva, blood, or other substances from the animal to be used in testing. Animals not entered in an event, which culminates with the animal entering the food chain, shall not be administered drugs other than in accordance with applicable federal, state and provincial statutes, regulations and rules. Livestock shall not be exhibited if the drugs administered in accordance with federal, state and provincial statutes, regulations and rules affect the animal's performance or appearance at the event.

If the laboratory report on the chemical analysis of saliva, urine, blood, or other sample taken from livestock indicates the presence of forbidden drugs or medication, this shall be prima facie evidence such substance has been administered to the animal either internally or externally. It is presumed that the sample of urine, saliva, blood, or other substance tested (by the approved laboratory to which it is sent) is the one taken from the animal in question. Its integrity is preserved and all procedures of said collection and preservation transfer to the laboratory and analysis of the sample are correct and accurate and the report received from the laboratory pertains to the sample taken from the animal in question and correctly reflects the condition of the animal at the time the sample was taken, with the burden on the owner, exhibitor, fitter, trainer, or absolutely responsible person to prove otherwise at any hearing in regard to the matter conducted by the fair or livestock show.

At any time after an animal arrives on the fair or livestock show premises, all treatments involving the use of drugs and/or medications shall be administered by a licensed veterinarian.

5. Any surgical procedure or injection of any foreign substance or drug or the external application of any substance (irritant, counterirritant, or similar substance) which could affect the animal's performance or alter its natural contour, conformation, or appearance, except external applications of substances to the hoofs or horns of animals which affect appearance only and except for surgical procedures performed by duly licensed veterinarian for the sole purpose of protecting the health of the animal, is prohibited.
6. The use of showing and/or handling practices or devices such as striking animals to cause swelling, using electrical contrivance, or other similar practices are not acceptable and are prohibited.
7. Direct criticism or interference with the judge, fair, or livestock show management, other exhibitors, breed representatives, or show officials before, during, or after the competitive event is prohibited. In the furtherance of their official duty, all judges, fair and livestock show management, or other show officials shall be treated with courtesy, cooperation, and respect and no person shall direct abusive or threatening conduct toward them.
8. No owner, exhibitor, fitter, trainer, or absolutely responsible person shall conspire with another person or persons to intentionally violate this code of ethics or knowingly contribute or cooperate with another person or persons either by affirmative action or inaction to violate this code of ethics. Violation of this rule shall subject such individual to disciplinary action.
9. The application of this code of ethics provides for absolute responsibility for an animal's condition by an owner, exhibitor, fitter, trainer, or participant whether or not he or she was actually instrumental in or had actual knowledge of the treatment of the animal in contravention of this code of ethics.
10. The act of entering an animal is the giving of consent by the owner, exhibitor, fitter, trainer, or absolutely responsible person to have any disciplinary action taken by the fair or livestock show against such individuals published in any publication of

the International Association of Fairs and Expositions, including Fairs and Expositions and any special notices to members.

11. The act of entering an animal in a fair or livestock show is the giving of verification by the owner, exhibitor, fitter, trainer, or absolutely responsible person that he or she has read the IAFE National Code of Show Ring Ethics and understands the consequences of and penalties provided for actions prohibited by the code. It is further a consent that any action which contravenes these rules and is also in violation of federal, state, or provincial statutes, regulations, or rules may be released to appropriate law enforcement authorities with jurisdiction over such infractions.

The Agricultural Society shall have power to discharge any judge or superintendent in any division if regarded by them incompetent, and the awards made by the discharged judge shall be null and void.

All awards shall be deemed final, unless fraud can be proven to the satisfaction of the Agricultural Society. If, in the opinion of the judges, an entry is not consistent with requirements of the premium list, they must call on the Agricultural Society for information.

GENERAL REQUIREMENTS AND DEFINITIONS

ATCP 160.01 DEFINITIONS. As used in this chapter:

- (1) "Breed class" and "breeding class" mean a specific breed within a class such as holstein in the dairy class.
- (2) "Class" means a grouping in which exhibits may be entered, including an animal breed or age group for animal exhibits; a type of produce, crop or food; or a specific age, age group or educational grade level of exhibitor.
- (2m) "Conference judging" means a judging system using a discussion about each exhibit with the entire group.
- (3) "Danish judging system" means a judging system that allows for multiple first, second, third and fourth class selections as provided in s. ATCP 160.91 (4) (b).
- (4) "Department" as it relates to the organizational structure of a fair, means an animal species, production group, or other principal classification of exhibits. As used in any other context, "department" means the state of Wisconsin department of agriculture, trade and consumer protection.
- (5) "Division" means one of 3 exhibitor group classifications for a fair and is limited to junior division, open division and senior citizens division.
- (6) "Entry class" means a class in which the fair allows exhibitors to submit entries.
- (7) "Exotic domestic animal" means an animal that is not a common farm animal.
- (7e) "Face-to-face judging" means a judging system using a semiprivate discussion between the judge and the exhibitor with the following phases:
 - (a) Get acquainted.
 - (b) Learn the background of the exhibit.
 - (c) Self-evaluation.
 - (d) Evaluator comment.
 - (e) Parting.
- (7m) "Fair" means a county or district fair eligible to receive state aid under s. 93.23 (1) (b) or (c), Stats.
- (7s) "Fair board" means the governing entity of a fair.
- (8) "Lot" or "lot number" means the numerical designation assigned by a fair for a specific category of exhibits within a class.
- (9) "Market class" means a class that includes animals of a certain weight for the species that can be sold for slaughter.
- (10) "Premium" means a monetary prize that a fair awards to an exhibitor after judging all competing exhibits in the class to which the premium pertains.
- (11) "Regular judging system" means a judging system that allows for one first, second, third and fourth class selection as provided in s. ATCP 160.91 (4) (c).
- (12) "Self determined project" means a project that meets all of the following criteria:
 - (a) It is approved by the fair board.
 - (b) Its subject matter is related to any of the junior fair departments 9, 10, 13 to 16, 18, or 20 to 29.

- (c) It does not fall into a defined entry class within any department.

- (d) It is carried out by a member of a youth organization.

(13) "Youth organization" means an organization under adult leadership that has educational programming.

History: Cr. Register, November, 1990, No. 419, eff. 12-1-90; cr. (5), Register, July, 1995, No. 475, eff. 8-1-95; CR 11-037: renum. (1) to (5) to be (2), (4), (5), (8), (10), cr. (1), (3), (6), (7), (9), (11), (12) Register April 2012 No. 676, eff. 5-1-12; CR 21-093: cr. (2m), (7e), (7m), (7s), am. (8) to (10), (12) (d), cr. (13) Register September 2022 No. 801, eff. 10-1-22.

ATCP 160.02 Premium requirements.

(1) GENERAL.

- (a) The state aid authorized by s. 93.23 (1), Stats., may be paid on net premiums paid by a fair. The department may withhold state premium aid from any fair that does not enforce animal health provisions under ch. ATCP 10 that are applicable to animals exhibited at the fair. State aid will be paid only on premiums actually paid by bank check or draft.
- (b) No deductions may be made from premium money won by an exhibitor. Premiums may, however, be withheld where exhibition rules established by the fair association are violated. A written statement of violation shall be submitted to the department to justify actions taken by a fair.
- (c) Premiums offered shall be definite in amount. No decrease or increase in published premiums may be made because of the financial condition or the organization or for any other reason.
- (e) No fair may receive state aid for a premium awarded to any exhibitor in the open division if that exhibitor entered the same exhibit in the junior division at the same fair. This paragraph does not apply if the exhibit was entered in the junior division only as part of a herd group, carcass class or performance class.
- (f) No state aid will be paid on the cost of ribbons, cups, trophy prizes or entertainment contests.

(2) PREMIUM LISTS.

- (a) Premiums for which state aid is requested by county and district fairs shall conform with the uniform premium list and other requirements set forth in these rules. Fairs requesting state aid for net premiums shall submit to the department a printed copy of the premium list used at the fair, as required under s. ATCP 160.92 (3) (c).
- (b) The officers of each fair shall mail a copy of the premium list to other associations, societies, or boards conducting a fair in Wisconsin upon request.
- (c) Sections ATCP 160.01 through 160.07 and 160.91 shall be published in premium books used by a fair for which state aid is requested.

(3) ENTRY FEES.

- (a) A fair may charge an exhibitor an entry fee or charge stall rents for animals, or both.
- (b) Exhibitors in department 35 shall not be required to purchase an exhibitor's ticket. Any other exhibitor may be required, if no entry fee is charged, to purchase an exhibitor's season ticket at a price not to exceed that charged for a non-exhibitor's season ticket.

(4) SPLIT FAIR DATES.

- (a) For purposes of this subsection, "split fair dates" occur when a fair organization judges exhibits or contests and pays premiums at more than one time or at more than one location during the calendar year.
- (b) Except as provided under par. (c), the department may not pay state aid for a fair having split dates unless the department gives advance written approval for a split fair. The department may approve split dates based on hardship.
- (c) The department may pay state aid for the following exhibits or contests in a fair having split dates with advance notification to the department:
 1. Clothing revue.

2. Demonstrations.
3. Favorite foods revue.
4. Dogs.
- 4m. Cats.
5. Small animals.
6. Rocketry.
7. Shooting sports.
- 7m. Mechanical projects.
8. Other exhibits and contests that are similar to those identified in subds. 1. to 7.

(d) If there are split dates under par. (b) or (c), all blue ribbon winners shall repeat their demonstrations or exhibits at the regular fair dates unless the department grants a hardship exemption. An exhibitor may use audio-visual media, still photography or an educational display to repeat a demonstration or exhibit.

History: Cr. Register, November, 1990, No. 419, eff. 12-1-90; r. and recr. (1) (e) and am. (3) (a), Register, July, 1995, No. 475, eff. 8-1-95; r. and recr. (4), Register, November, 2000, No. 539, eff. 12-1-00; correction in (2) (a) made under s. 13.93 (2m) (b) 7., Stats., Register, November, 2000, No. 539; CR 08-075: am. (1) (a) Register April 2009 No. 640, eff. 5-1-09; CR 11-037: am. (1) (a), (3) (a), (b), cr. (4) (c) 8. Register April 2012 No. 676, eff. 5-1-12; CR 21-093: am. (1) (a), (b), renum. (1) (d) to ATCP 160.05 (3), am. (1) (e), (3) (a), (4) (b), (c) (intro.), cr. (4) (c) 4m., 7m., (4) (d) Register September 2022 No. 801, eff. 10-1-22.

ATCP 160.03 EXHIBITION REQUIREMENTS. A fair shall meet all of the exhibition requirements of this section to be eligible for state premium aid.

- (1) No fair society or other organization sponsoring a fair may require an exhibitor to become a member of the organization in order to enter an exhibit at the fair, nor may the sponsoring organization make any deduction from an exhibitor's premium as a donation to the fair society, or require an exhibitor in any other way to make a donation to the society.
- (2) State aid may not be approved for out-of-state exhibits or for separate classes of local and non-local exhibitors. Aid may not be approved for payment of premiums to an exhibitor having an out-of-state address but claiming Wisconsin residency unless the fair secretary provides the department with an affidavit that the exhibitor's residence is geographically located within the state.
- (3) State aid may be paid only on articles or animals actually on display in an exhibit building or actually shown in the show ring on regular fair dates unless approval for split fair dates is obtained under s. ATCP 160.02 (4). State aid may not be paid on Dairy Herd Improvement Association records, transportation aid, production contests or other special educational exhibits unless prior approval is obtained under s. ATCP 160.49 (7).
- (4) State aid may not be paid on exhibits removed from the fairgrounds before 4 p.m. on the last day of the fair, or such other later time as may be specified by the fair, without prior approval of the department. Authority for earlier removal may be granted by the department in case of meat animal sales or other special classes, if requested before the beginning of the fair. In other hardship cases, approval may be granted by the fair. Exhibits in dog obedience and small animal pet classes may be judged during the regular fair but are not required to remain present during the entire fair. The fair may prescribe the length of time junior fair exhibitors of horses shall keep their animal on the ground.

History: Cr. Register, November, 1990, No. 419, eff. 12-1-90; CR 21-093: am. (intro.), (1), (4) Register September 2022 No. 801, eff. 10-1-22; correction in (3) made under s. 13.92 (4) (b) 7., Stats., Register September 2022 No. 801.

ATCP 160.05 OPEN DIVISION; GENERAL REQUIREMENTS.

- (1) The total maximum premiums set forth for all places in any open division livestock class, excluding poultry and rabbits, may be divided into multiple premiums for a greater number of places, but the maximum premium offered for

any additional place shall not be higher than the maximum for the last place in the class.

- (2) All animals in any open division class shall be owned by the exhibitor, except as provided in s. ATCP 160.09.
- (3) State aid may be paid on no more than 2 premiums awarded an exhibitor under one premium or lot number in open division individual livestock classes, except poultry and rabbits, and no more than one premium in all other classes, including poultry and rabbits.
- (4) State aid may not be used to award a premium to an exhibitor who exhibits an item or animal that has been exhibited in open class division previously in a state aid funded fair in that calendar year and resulted in a premium being awarded for that item or animal.
- (5) The fair board may establish specific classes by professional and amateur level groupings within classes for open class departments 14 to 28.

History: Cr. Register, November, 1990, No. 419, eff. 12-1-90; CR 11-037: r. (2), renum. (3) to be (2) Register April 2012 No. 676, eff. 5-1-12; CR 21-093: am. (1), renum. (3) from ATCP 160.02 (1) (d), cr. (4), (5) Register September 2022 No. 801, eff. 10-1-22.

ATCP 160.07 CLASSES; GENERAL REQUIREMENTS.

- (1) Classes may be combined if the number of entries in several single classes is insufficient. If any classes are combined, state aid shall be limited to the maximum total premiums listed for a single class of animals, items or articles in that department.
- (2) (a) Except as provided under par. (b), no fair may receive state aid for premiums awarded for sexually intact male dairy cattle, beef cattle, sheep, goats, swine or horses unless those animals are registered. Registered status shall be documented by a certificate of registry from the appropriate breed association or society, or by a copy of the application for registration.
- (2) (b) Paragraph (a) does not apply to dairy cattle exhibited at a fair if a national breed association certifies that those dairy cattle are recorded in that breed association's qualified herd book which records the genealogy of that breed.
- (3) Any animal entered as part of a group class may also be exhibited in a class for individual animals.
- (4) Boars may not be entered as an exhibit in the swine department unless their tusks have been removed.
- (5) The age of an animal, for purposes of determining its entry class under this chapter, shall be determined as of the opening day of the fair.

History: Cr. Register, November, 1990, No. 419, eff. 12-1-90; renum. and am. (2) to be (2) (a) and cr. (2) (b), Register, July, 1995, No. 475, eff. 8-1-95; CR 11-037: cr. (5) Register April 2012 No. 676, eff. 5-1-12; CR 21-093: am. (2) Register September 2022 No. 801, eff. 10-1-22.

ATCP 160.39 SENIOR CITIZENS DIVISION; GENERAL REQUIREMENTS.

- (1) The age of exhibitors in the senior citizens division is limited to persons 62 years of age or over.
- (2) Exhibitors in the senior citizens division may not enter identical items or articles in both the senior citizens division and the corresponding classes of the regular open division.
- (3) State aid may not be used to award more than one premium to an exhibitor in a premium or lot number in the senior citizens division.
- (4) State aid may not be used to award a premium to an exhibitor who exhibits an item that has been exhibited in the senior citizens division previously in a state aid funded fair in that calendar year and resulted in a premium being awarded for that item.

History: CR 21-093: (title), (1), (2) renum. from ATCP 160.06 (title), (1), (2), cr. (3), (4) Register September 2022 No. 801, eff. 10-1-22.

ATCP 160.49 JUNIOR FAIR DIVISION; GENERAL.

- (1) In the junior fair division, the department may pay state aid on prizes offered to exhibitors who are ages 8 to 20 years of age on January 1 of the current fair year and exhibitors who are 5 to 9 years of age on January 1 of the current fair year who are exhibiting under s. ATCP 160.65. A fair board may establish specific entry classes within each department. A fair board may establish subgroups within a junior fair entry class based on the exhibitor's age or grade in school. The department may not pay state aid on prizes for club parades, club floats, song contests, or a project which is not an exhibit or demonstration at the fair.
- (2) All exhibitors in the junior fair division shall be members of a youth organization approved by the fair board.
- (3) Exhibits in the junior fair shall be the product of the exhibitor's own labor. An exhibit may include a study project, merit project or other special project, a skill area, or a supervised occupational experience in which the exhibitor is regularly enrolled, provided that the fair board approves the project, skill area, or supervised occupational experience as an exhibit.
- (4) State aid may not be used to award more than one premium to an exhibitor in a premium or lot number in the junior fair division, except for any of the following:
 - (a) A premium may be awarded to each member of a group that collectively owns and enters a livestock exhibit in departments one to 5 of subch. IV.
 - (b) An exhibitor may receive a separate premium for showmanship where authorized under subch. IV.
 - (c) An exhibitor may receive more than one premium in a department for which additional premiums are specifically authorized under subch. IV.
- (5) State aid may not be used to award a premium to an exhibitor who exhibits an item or animal that has been exhibited in the junior division previously in a state aid funded fair in that calendar year and resulted in a premium being awarded for that item or animal.

ATCP 160.91 JUDGING REGULATIONS.

- (1) Judging shall be done at fairs by individuals who are registered with the department. In no case shall any person who is an officer or director of a fair be eligible to judge exhibits at such fair; nor shall any person interested directly or indirectly in exhibits shown in any department of a fair be eligible to judge articles or animals in that department.
 - (1m)
 - (a) An individual shall register by submitting to the department an application. The department shall register all individuals who qualify to be judges, including having the knowledge, training, or experience in the specific classes to be judged and adhering to ethical judging practices. The registration is valid for five years.
 - (b) An individual submitting an application after July 1 may not judge for the current fair year.
 - (c) A fair representative may request the department waive par. (b) in cases of unanticipated emergency situations.
 - (2) Each judge at a fair shall be provided with a copy of the fair's premium book or list of entry classes at least 7 days prior to the opening date of the fair.
 - (3) No animal or article, irrespective of the number of entries in the class in which it is entered, shall be awarded a higher rating than its merit would entitle it to in comparison to the standard of perfection in the class.
 - (4)
 - (a) Danish system judging may be used in the junior fair division. State aid may not be paid on premiums awarded under the Danish system in any other division.
 - (b) When classes in the junior fair division are judged according to the Danish system, 4 group placings shall

be awarded in any class. When there are less than 8 exhibitors in the class, there shall not be more than 2 in the first group, not more than 4 in the first 2 groups and not more than 6 in the first 3 groups. If there are 8 or more entries in the class, there shall not be more than 25% in the first group, not more than 50% in the first 2 groups, and not more than 75% in the first 3 groups.

(c) The number of awards in the last group placing may be increased to the extent necessary to give awards to all exhibitors.

(4g) When classes in the junior fair division are judged using the conference judging system, the judge shall use sub. (4) (b) and (c) to award placements in a class.

(5) If any class of exhibits at a fair is judged according to the regular system, the judges for that class may give only one first-place, one second-place, one third-place and one fourth-place award in that class.

History: Cr. Register, April, 1976, No. 244, eff. 5-1-76; am. (1), Register, March, 1980, No. 291, eff. 4-1-80; renum. from Ag 5.07, Register, November, 1990, No. 419, eff. 12-1-90; am. (2), and cr. (5), Register, July, 1995, No. 475, eff. 8-1-95; CR 21-093: am. (1), cr. (1m), am. (2), (4) (a), (b), cr. (4g), (am) (5) Register September 2022 No. 801, eff. 10-1-22.

(6) Special educational exhibits may be established if the proposal is presented to the department before October 1 of the year preceding its proposed establishment and the exhibit is approved by the department.

(7) Within any junior fair department, a fair may establish special classes where none are specified under this subchapter. Special classes may include classes for grade and crossbred females in the beef, swine, sheep and horse departments. Premiums for special classes created under this subsection shall be equal to premiums for comparable classes established in the same department under this subchapter.

(8) The fair board may establish specific classes are age or grade level groupings within classes for each of the junior fair departments 14 to 16, 18, 20 to 29, 31, 33, and 34.

(9) Judging in the junior fair division may be done using the regular, face-to-face, conference or Danish judging system.

History: CR 21-093: renum. (title), (1) to (4) from ATCP 160.04 (title), (1) to (4) and, as renumbered, am. (1), (2), (4) (intro.), cr. (5), renum. (6), (7) from ATCP 160.04 (7), (8) and am., cr. c(8), (9) Register September 2022 No. 801, eff. 10-1-22.

FAIR PARKING POLICY ATTENTION EXHIBITORS Your Help is Needed!

Please observe the "No Parking on the Grounds" policy. This includes parking in front of all buildings and in areas where signs are posted.

All vehicles must be removed from the grounds by 9:30 a.m.

- If your vehicle is given notice to be moved, please do so. After a second notice to move your vehicle, it will be moved for you at your expense.
- All hauling trailers will be asked to return home until Sunday afternoon.
- Horse trailers with dressing rooms will be coordinated by the Executive Committee of the La Crosse County Horse Project.
- A designated parking area on the north side of the fence line will be available for out of county or long-distance exhibitors. Please see an Ag. Society Board member in the Exhibition Office for help in parking in the designated parking area.

This policy is issued for safety reasons and for delivering customer service to our fair guests. If you have a question regarding this policy, please visit the fair office in the Exhibition Building during the fair.

**Thank you for your cooperation.
The La Crosse County Agricultural Society**

Animal Health Regulations for Fairs and Shows in Wisconsin: 2025 Season

This is a summary of animal health requirements for fairs, shows and exhibitions. They are not necessarily the same as requirements for importing animals into Wisconsin or moving them within the state for other purposes. They may change if animal diseases occur in Wisconsin or elsewhere, so always check datcp.wi.gov or contact us for current information. Fairs or exhibitions may have additional requirements. Ref. s. ATCP 10.87, Wis Admin. Code

General Requirements for Event Organizers

All fairs or exhibitions of any length must obtain, review, and keep for five years all required records and test results:

- Exhibitor's name and address
- Animal identification (number, type, description, and, when required, official identification (*see requirements for different animals below*))
- Documents showing compliance with disease testing and other health requirements
- Livestock premises number, if any, where animals originated
- Documentation showing legal importation to the event (if applicable) and, when required, movement to the event (*see requirements for different animals below*)
- For swine, a record of any swine transported directly to a slaughtering establishment
- For swine, a record of any swine transported to an animal market where all animals sold at the market sale for that day were shipped directly to a slaughtering establishment

Fairs or exhibitions lasting more than 24 hours must appoint a licensed veterinarian to inspect all animals daily.

Note: Except in specific circumstances, if an animal already bears an official 840 eartag, that eartag must not be removed and additional official eartags must not be applied. Instead, the existing eartag must be read and recorded when a record of that animal is required. (Ref. s. ATCP 10.045, Wis. Admin Code)

These regulations apply to all fairs and exhibitions, including additional events (like rodeos, shows, or other organized events) that occur in conjunction with the fair.

Diseases

Lactating Dairy Cattle:

Effective April 29, 2024 and June 19, 2024 respectively, all lactating dairy cattle moved interstate and lactating dairy cattle moved to fairs, shows, and exhibitions in Wisconsin are required to have a negative influenza A test from a milk sample collected 7 days of movement. For more information see: DATCP Home Highly Pathogenic Avian Influenza (H5N1) in Dairy Cattle (wi.gov)
https://datcp.wi.gov/Pages/Programs_Services/AvianInfluenzaCattle.aspx

Animals that show evidence of having contagious or infectious diseases may not be commingled (or housed/kept) with other animals at a fair, show, or other exhibition in such a way as to allow disease to spread. Such animals should not attend the fair, show or exhibition. Animals may be denied entry if they arrive at these events with contagious or infectious diseases, isolated and/or removed if they develop disease after arriving, or be subject to other action as would be necessary to control disease. (Ref. s. ATCP 10.08(1), Wis Admin Code)

Bovine animals with ringworm, mange, warts or scab will be removed from the fair or exhibition premises, unless the veterinarian in charge finds warts or ringworm lesions are incapable of transmitting disease.

Cattle and Bison

Cattle and Bison FROM WITHIN WISCONSIN

Effective June 19, 2024 all lactating dairy cattle are required to have a negative influenza A test^c on milk samples collected within 7 days to movement to a fair or exhibition. Official ID is required for influenza testing.

Cattle and bison FROM OUTSIDE WISCONSIN:

(Ref. s. ATCP 10.22, Wis Admin. Code) must:

- Be accompanied by certificate of veterinary inspection (CVI or health certificate)^a documenting official animal Identification (ID) and all required tests and certifications
- Have official individual ID (including steers)^b
- Meet all of Wisconsin's normal requirements for import (see below and http://datcp.wi.gov/Pages/Programs_Services/CattleBison.aspx)

Acceptable animal IDs^b for all cattle from outside Wisconsin

- 15-digit "840" tags
- Valid only if applied before November 5, 2024:
 - Visual only 15 digit "840" tags
 - USDA Metal ear tag number that starts with the state 2 digit code and is followed by 3 letters and 4 numbers (e.g. 35ABC1234). This includes the orange brucellosis vaccination tag.
- Valid only if applied before March 11, 2015:
 - Manufacturer-coded RFID tag - 15-digit number with the first three digits in 900s
 - American ID tag – 8 to 12-digit number prefaced with "USA"

Influenza A requirements^c for lactating dairy cattle from outside Wisconsin

Effective April 29, 2024, all lactating dairy cattle are required to have a negative influenza A test on milk samples collected within 7 days prior to interstate movement.

Brucellosis requirements for cattle from outside Wisconsin

No cattle are currently required to be brucellosis-tested or vaccinated to come to fairs and shows in Wisconsin

Tuberculosis (TB) requirements^c for cattle from outside Wisconsin

All cattle from Texas and Michigan's TB Free Zone (for cattle from Michigan's Modified Accredited Zone see below), regardless of sex or age are required to have a negative TB test within 60 days prior to import. For requirements by state, see:

http://datcp.wi.gov/pages/Programs_Services/CarrieBison.aspx

Cattle from Michigan's Modified Accredited Zone – Alcona, Alpena, Montmorency, and Oscoda counties – (for cattle from Michigan's TB Free Zone, see requirements by state above) also need:

- Import permit^e
- To originate from a herd that has a negative whole-herd TB test within 12 months before arrival in Wisconsin that includes all animals 1 year and older^e
- Negative individual TB tests within 60 days before entering Wisconsin^c
- A statement indicating the animals will return directly to the state of origin after the show^d.

For information on obtaining an import permit:

- Online http://datcp.wi.gov/Pages/Programs_Services/AnimalMovementPermits.aspx
- Email: DATCPAnimalImports@wi.gov
- Call 608-224-4872

Cattle and bison from Canada must meet current federal requirements to enter the United States and may have additional requirements to return to Canada. See aphis.usda.gov, [Home | Animal and Plant Health Inspection Service](#) choose "Trade". Live

Animal Import to Export as needed, and then species and country to find requirements.

Requirements are subject to change as conditions warrant. For current information, check http://datcp.wi.gov/Pages/Programs_Services/CattleBison.aspx.

Swine

Note: These regulations apply to all swine, including pet pigs and racing pigs.

Note: Herd of origin means the herd in which the pigs currently reside, likely the exhibitor's herd. When pigs are purchased from a herd, the herd from which they originate is the herd of origin for the seller. Once the purchased pigs are added into the buyer's herd (even if the buyer's herd only consists of one or just a few animals), the buyer's herd becomes the new herd of origin and that herd must meet testing requirements to move pigs again.

Swine FROM WITHIN WISCONSIN (Ref. s. ATCP 10.32(2) and 10.87, Wis Admin. Code) need a Wisconsin intrastate certificate of veterinary inspection (CVI or health certificate)^a

- Stating that the entire herd of origin was inspected on the farm within 30 days before the show and no apparent disease was present at the time of inspection^d.
- **Non-terminal Exhibitors:** All swine must have a PRRS (Porcine Reproductive and Respiratory Syndrome) and PEDv (Porcine Epidemic Diarrhea virus) test of the herd of origin within 90 days of the end of the exhibition^c. Include test date, type, and results of the CVI.
- **Terminal Exhibitors:** No testing requirements

Note: Terminal Exhibitions are those at which the swine go directly from the fair/show to the slaughtering establishment OR to a slaughter only market sale. Shows or exhibitions are either terminal or non-terminal. If all of the pigs at the event are not going directly to slaughter (including through a slaughter only market sale), it is considered a non-terminal exhibition. For non-terminal exhibitions all the pigs at the show or exhibition will need to be tested prior to the event even if individual animals will go directly to slaughter. If going to a slaughter only market sale, contact the Division of Animal Health fair inspector for required information to collect.

Note: If the fair intends to use a load-out facility, contact the Division of Animal Health in advance to discuss requirements that must be met.

Swine FROM OUTSIDE WISCONSIN (Ref. s. ATCP 10.30 and 10.87, Wis Admin. Code) need a certificate of veterinary inspection (CVI or health certificate)^a that includes the following:

- The negative results of the PRRS test^c from the swine's herd of origin conducted within 90 days prior to movement into Wisconsin including the test date, type and results.
- The negative results of the PEDv test^c from the swine's herd of origin conducted within 90 days prior to movement into Wisconsin including the test date, type and results.
- A statement that the veterinarian has inspected the entire herd of origin within the past 30 days and that no clinical signs of PRRS and PEDv or any other apparent disease was present at the time of inspection^d.
- Official individual identification (ID)^b

Acceptable methods of ID for swine are^b:

- USDA silver ear tag
- USDA 840 ear tag, either visual or RFID
- Breed association tattoo if the pig is a purebred and the tattoo is registered
- An ear tag with the premises identification number and a unique identifier
- Ear notch if the pig is a purebred and the notch is registered

Note: Microchips are not accepted as official ID for any swine including pet pigs.

Requirements are subject to change as conditions warrant. For current information and for PRRS and PEDv testing options, check http://datcp.wi.gov/Pages/Programs_Services/SwineMovement.aspx

Sheep and Goats

Note: These rules do not apply to non-domestic sheep and goats. See Exotic Ruminants below.

Sheep and goats FROM WITHIN WISCONSIN need:

- If sexually intact, need official individual identification (ID)^b at any age
- If not sexually intact, need official individual ID^b if they are 12 months or older
- See below for Official ID options.
- Sheep and goats that go to a slaughter establishment after the fair should have an owner hauler statement to move from the fair to the slaughter establishment.

Sheep and goats FROM OUTSIDE WISCONSIN (Ref. s. ATCP 10.69, 10.76, Wis. Admin. Code) need:

- Certificate of veterinary inspection (CVI or health certificate)^a and official individual ID^b for all animals
- See below for Official ID options.
- See below for additional requirements for goats from Michigan's Tuberculosis Modified Accredited Zone.
- Sheep and goats that go to a slaughter establishment after the fair should have an owner hauler statement to move from the fair to the slaughter establishment.

Official Identification^b includes:

- Scrapie eartags (including tags or neckstraps for animals with absent/injured ears or with official tattoos – see DATCP Website*)
- USDA 840 ear tags
- Legible breed tattoos (see DATCP Website* and NOTE below)
- Legible scrapie tattoos (see DATCP Website* and NOTE below)
- Approved microchips (Electronic Identification/EID) – There are many requirements that need to be met to use microchips including a requirement for accompanying tattoos. (see DATCP Website* and NOTE below)
- **NOTE:** All sheep and goats that may go through a market or to slaughter and require Official Identification must be eartagged with Official ID. Official ID in the form of a tattoo or Electronic Implantable Identification (EID) is no longer sufficient when moving through a market or going to slaughter.
- **NOTE:** If a Wisconsin origin animal is neutered, less than 12 months of age, and moving through a market after the fair, the market may require Official ID in the form of an ear tag.
- *For more information on official identification and for owner hauler statements see DATCP Website at https://datcp.wi.gov/Pages/Programs_Services/OfficialID.aspx

Goats from Michigan's Tuberculosis (TB) Modified Accredited Zone – Alcona, Alpena, Montmorency, Oscoda counties – also need:

- Import permit^e
- To originate from a herd that has a negative whole-herd TB test within 12 months before arrival in Wisconsin that includes all animals 1 year and older^e
- Negative individual TB tests within 60 days before entering Wisconsin^c
- A statement indicating animals will return directly to the state of origin after the show.^d

For information on obtaining an import permit:

- Online http://datcp.wi.gov/Pages/Programs_Services/AnimalMovementPermits.aspx
- Email DATCPAnimalImports@wi.gov

- Call 608-224-4872

Requirements are subject to change as conditions warrant. For current information, check

http://datcp.wi.gov/Pages/Programs_Services/SheepGoatMovement.aspx

Equine

Equine animals FROM WITHIN WISCONSIN need documentation of a negative EIA (Coggins) test^c done within the previous 12 months, which clearly identifies the animal by complete description, digital photographs, or approved microchip (if a reader is available). No test is needed for nursing foals accompanying negative dams. Documentation may be:

- Official test report VS 10-11, *or*
- USDA-approved electronic test form, *or*
- Global Vet Link EIA electronic form, *or*
- Certificate of veterinary inspection with the test results listed

Equine animals FROM OUTSIDE WISCONSIN (Ref. s. ATCP 10.36, Wis. Admin. Code) need:

- Certificate of veterinary inspection (CVI or health certificate)^a which clearly identifies^b the animal by complete description, digital photographs, or an approved microchip
- Negative EIA (Coggins) test^c done within the previous 12 months that is reported on the CVI
- No EIA test is needed for nursing foals accompanying negative dams

Equines from Minnesota are exempt from the CVI requirement if:

- Ownership does not change while the animal is in Wisconsin
- The animal remains in Wisconsin no longer than 7 days
- Proof of a negative EIA (Coggins) test^c in previous 12 months accompanies the animal

Requirements are subject to change as conditions warrant. For current information, check

http://datcp.wi.gov/Pages/Programs_Services/HorseOtherEquineMvmt.aspx

Exotic Ruminants

Note: *Exotic ruminants are ruminants that are not native to Wisconsin, and are not cervids – for example, Old World camels, yaks, water buffalo, pronghorn antelope, giraffes, and non-domestic sheep and goats. In addition, please contact your county and local municipality for any restrictions.*

Exotic ruminants FROM WITHIN WISCONSIN have no requirements.

Exotic ruminants FROM OUTSIDE WISCONSIN (Ref. s. ATCP 10.82, Wis. Admin. Code) must have:

- Certificate of veterinary inspection (CVI or health certificate)^a
- Official individual identification (ID) as required for tuberculosis and brucellosis testing^b
- Import permit^e
- Proof written on the CVI that they meet requirements for:
 - *Tuberculosis (TB)*– negative test required within 60 days before entry^c
 - *Brucellosis* – negative test required within 30 days before entry^c

Please call 608-224-4872 beforehand to determine which TB test to use.

For information on obtaining an import permit:

- Online
<http://datcp.wi.gov/Pages/Programs/Services/AnimalMovementPermits.aspx>
- Email DATCPAnimalImports@wi.gov
- Call 608-224-4872

Requirements are subject to change as conditions warrant. For current information, check

http://datcp.wi.gov/pages/Program_Services/ExoticSpeciesMvmt.aspx

Poultry and Waterfowl (Pigeons are not considered poultry for fairs and shows)

Poultry and waterfowl FROM WITHIN WISCONSIN need ONE of the following:

- For eggs and birds of all ages, a NPIP certificate stating the flock of origin is a US. pullorum-typhoid clean and for turkeys a *Mycoplasma gallisepticum* clean flock or NPIP affiliate flock^c or
- For eggs and birds of all ages, documentation the flock of origin is a Wisconsin Tested Flock and has tested negative for pullorum-typhoid and for turkeys *Mycoplasma gallisepticum*,^c *or*
- For eggs and birds, documentation the flock of origin is a Wisconsin Associate Flock^c, *or*
- For sexually mature birds (turkeys over 6 months, all other birds over 4 months), individual tests within 90 days before arrival at the show. These birds also need wing or leg band identification (ID). All birds must test negative for pullorum-typhoid, and turkeys must test negative for *Mycoplasma gallisepticum*. After testing there can be no change of ownership or commingling with other birds that are not part of the flock except at other shows/fairs. Eggs and sexually immature birds are not eligible for individual testing and cannot be shown unless they originate from an enrolled NPIP, NPIP affiliate, Wisconsin Tested, or Wisconsin Associate flock.

Note: Flock of origin means the flock in which the birds currently reside, likely the exhibitor's flock. Once purchased birds are added to the buyer's flock, even if the buyer's flock only consists of one or just a few birds, the buyers flock is the flock of origin and that flock must meet NPIP or WI Tested or Associate Flock status to avoid individual bird testing for shows/fairs.

Poultry and waterfowl FROM OUTSIDE WISCONSIN (Ref. s. ATCP 10.42, Wis. Admin. Code) need a certificate of veterinary inspection (CVI or health certificate)^a or equivalent (such as form VS 9-3) specifically showing movement to the fair or show that states:

- For eggs and birds of all ages, they originate from a flock classified pullorum-typhoid clean and for turkeys *Mycoplasma gallisepticum* clean under NPIP or an equivalent program^c, *or*
- For sexually mature birds, they have tested negative for pullorum-typhoid (and *Mycoplasma gallisepticum* for turkeys) within 90 days^c before arrival at the show. These birds also need wing or leg band ID^b. Eggs and sexually immature birds are not eligible for individual testing and cannot be shown unless they originate from an enrolled NPIP or equivalent program flock.

Not Required – Import permit Number

Requirements are subject to change as conditions warrant. For current information, check

http://datcp.wi.gov/Pages/Programs_Services/PoultryMovement.aspx

South American Camelids: Llamas, Alpacas, Guanacos, Vicuñas

South American Camelids FROM WITHIN WISCONSIN have no requirements.

South American Camelids FROM OUTSIDE WISCONSIN (Ref. s. ATCP 10.85, Wis. Admin. Code) must have a certificate of veterinary inspection (CVI or health certificate)^a and official individual identification (ID)^b. Official ID may be:

- Approved USDA ear tag number
- Microchip number
- Breed association registration number
- Breed association tattoo

Requirements are subject to change as conditions warrant. For current information, check http://datcp.wi.gov/Pages/Programs_Services/LlamaAlpacaMovement.aspx

Small Animals: Dogs, Domestic Cats, and other Household Pets (*ferrets, pet birds, rabbits, gerbils, guinea pigs, hamsters, domestic mice and rats*)

Note: For animals that are part of menageries, see also rules below for menageries. Pot-bellied and miniature pigs fall under rules for swine. Dog hybrids, domestic cat hybrids or exotic small cat species such as servals fall under rules for Exotic small animals. Native wild animals and birds, including raptors, and captive wild animals such as raccoons, opossums, and skunks fall under rules for wild animals.

Dogs FROM WITHIN WISCONSIN (Ref. s. ATCP 95.21, Wis. Admin. Code) that are 5 months or older need proof of current rabies vaccination.^f

Cats and other household pets FROM WITHIN WISCONSIN have no requirements.

Dogs and cats FROM OUTSIDE WISCONSIN (Ref. S. ATCP 10.80, Wis. Admin. Code) that are 5 months or older need to be vaccinated for rabies^f by a licensed veterinarian, and regardless of age, need certificates of veterinary inspection (CVI or health certificates)^a stating the age of the animal and for animals 5 months and older the date of last rabies vaccination and revaccination due date.

Other household pets FROM OUTSIDE WISCONSIN (Ref. s. ATCP 10.06, Wis. Admin. Code) need certificates of veterinary inspection (CVIs or health certificates)^a but have no testing or vaccination requirements.

Small animals from other nations need to meet requirements of the U.S. Department of Agriculture (608-662-0600) and Centers for Disease Control (1-800-232-4636).

Requirements are subject to change as conditions warrant. For current information, check <http://datcp.wi.gov/Pages/Programs/Services/PetMovement.aspx>

Exotic Small Animals (*any species not covered by "small animals" above*), exotic large animals and other wild animals

Note: Local jurisdictions may have requirements beyond the state requirements listed here.

Animals FROM WITHIN WISCONSIN do not have any requirements as long as they are legally possessed in Wisconsin.^f

Animals FROM OUTSIDE WISCONSIN (Ref. s. ATCP 10.84, Wis. Admin. Code) generally have no testing or vaccination requirements, but do need:

- Certificate of veterinary inspection (CVI or health certificate)^a
- Import permit number^e

Note: Some animals may not be brought to Wisconsin.^f These are North American prairie dogs and the following African species: tree squirrels, rope squirrels, dormice, Gambian giant pouched rats, brush-tailed porcupines and striped mice. Some animals may require permits from the Wisconsin Department of Natural Resources. See <http://dnr.wi.gov>

For information on obtaining an import permit:

- Online http://datcp.wi.gov/Pages/Programs_Services/AnimalMovementPermits.aspx
- Email DATCPAnimalImports@wi.gov
- Call 608-224-4872

Requirements are subject to change as conditions warrant. For current information, check http://datcp.wi.gov/Pages/Programs_Services/PetMovement.aspx

Circus, Rodeo, Racing and Menagerie Animals

Note: Local jurisdictions may have requirements beyond the state requirements listed here.

Animals FROM WITHIN WISCONSIN must meet vaccination and testing requirements for their species. See these requirements earlier in this document.

Animals FROM OUTSIDE WISCONSIN need certificates of veterinary inspection (CVIs or health certificates) and vaccinations, identification, and tests required for their species. See these requirements earlier in this document.

They also need import permit numbers^e (Ref. s. ATCP 10.81, Wis. Admin. Code) if they are:

- Circuses and individual circus acts
- Rodeo stock other than individual participants' horses
- Multi-species menageries (defined as any animals kept in a collection primarily for purposes of exhibition or competition)
- Petting zoos

They do not need import permit numbers if they are:

- Rodeo horses owned by individual participants
- Single-species groups

Note: Some animals may not be brought to Wisconsin. These are North American prairie dogs and the following African species: tree squirrels, rope squirrels, dormice, Gambian giant pouched rats, brush-tailed porcupines and striped mice. Some animals may require permits from the Department of Natural Resources. See <http://dnr.wi.gov/topic/wildlife/captive.htm>

For information on obtaining an import permit:

- Online http://datcp.wi.gov/Pages/Programs_Services/AnimalMovementPermits.aspx
- Email DATCPAnimalImports@wi.gov
- Call 608-224-4872

Requirements are subject to change as conditions warrant. For current information, check

http://datcp.wi.gov/Pages/Programs_Services/CircusesPodeosMenagerie.s.aspx

Guidelines for Housing and Managing Animals

The State Veterinarian recommends that exhibitors:

- Vaccinate breeding cattle against bovine viral diarrhea (BVD) at least 30 days before the event
- Test cattle for BVD-PI by immunoperoxidase test, and bring them to shows only if they test negative
- Test cattle for Johnes' disease test results by ELISA test, and bring them to shows only if they test negative
- Clean and disinfect vehicles used to transport animals to and from the show, and vehicles used on the grounds before, during and after the show
- Isolate exhibited animals returning to their farms or animals purchased at the show for 21 days before mingling them with other stock
- Additional biosecurity recommendations can be found at: www.youtube.com/widatcp Go to Created playlists and View full playlist under Farm Biosecurity Practices

The State Veterinarian recommends that show organizers:

- House cattle separately from South American camelids and other exotic ruminants

- House cattle separately from small ruminants, especially sheep
- House ostriches, emus, rheas and cassowaries separately from domestic poultry
- House swine separately from any other mammals
- Include a space for the premises registration code on livestock entry forms
- Provide hand-washing stations near all livestock facilities
- Provide individual watering and feeding troughs rather than common ones



OPEN CLASS PREMIUM LIST

FAIR ENTRY: Articles may be brought for entry at the Fairgrounds Tuesday from 6-8 p.m. or Wednesday 8 a.m. until 12 noon. It is suggested that perishable items & animals be brought in Wednesday morning. All items must be in place by 12 noon, Wednesday, unless otherwise noted.

Exhibits Released: 5:00 p.m. Sunday.

DEPARTMENT 102 OPEN BEEF CATTLE



Superintendents – Aaron Langrehr Assistant – Krista Pfaff

Exhibitor with male and female beef (except steers) must present registration papers (in the exhibitor's name, family name or farm name) to the superintendent.

- CLASS A – ANGUS
- CLASS B – HEREFORD
- CLASS C – CHAROLAIS
- CLASS D – POLLED HEREFORD
- CLASS E – SIMMENTAL
- CLASS F – BUELINGO
- CLASS G – ANY OTHER BREED
- CLASS H – COMMERCIAL GRADES & CROSSBREDS (no registration papers required for this class)

<u>Item</u>	<u>Description</u>	<u>1st</u>	<u>2nd</u>	<u>3rd</u>	<u>4th</u>
1	Bull Calf, Jr.	\$11	\$9	\$7	\$5
2	Bull Calf, Sr.	11	9	7	5
3	Bull, Summer Yearling	12	10	8	6
4	Bull, Junior Yearling	12	10	8	6
5	Bull, Senior Yearling	14	12	10	8
6	Heifer Calf, Junior	11	9	7	5
7	Heifer Calf, Senior	11	9	7	5
8	Heifer, Summer Yearling	14	12	10	8
9	Heifer, Junior Yearling	14	12	10	8
10	Heifer, Senior Yearling	16	14	12	10
11	Cow, over 2 years	12	10	8	6
12	Jr. Get of Sire	12	10	8	6
13	Sr. Get of Sire	12	10	8	6
14	Pair of Calves (1 bull, 1 heifer)	12	10	8	6
15	Steer, light	12	10	8	6
16	Steer, medium	12	10	8	6
17	Steer, heavy	12	10	8	6

CHAMPION BULL – ROSETTE
CHAMPION FEMALE – ROSETTE
CHAMPION STEER - ROSETTE

- Open class steers should be weighed-in on Wednesday, 5:30 p.m., along with Jr. steers. Weight classes will be determined after weigh-in.

DEPARTMENT 114 OPEN PLANT & SOIL SCIENCE



Superintendent – Patti Evans Assistant – Megan Clark

RULES GOVERNING EXHIBIT

Each exhibitor will be limited to one entry under each lot in Department 114. Each specimen must be raised by the exhibitor and be the growth of the current year except those field crops which have not matured, they are to be the previous year's crop. All containers are to be quart or gallon size (maximum) for vegetables in water or soil.

Prizes will be awarded only when full quantity is shown. A Best of Show Rosette will be given in crops and vegetables.

Premiums:
1st \$2.00 2nd \$1.75 3rd \$1.50 4th \$1.25

CLASS A – CORN

Item No.

1. Shelled, 2-3 qts. In plastic zip-lock bag.
2. Hybrid, 100 days maturity or less, 6 ears
3. Hybrid, more than 100 days maturity, 6 ears
4. Sweet corn, any variety, 6 ears
5. Popcorn, any variety, 6 ears
6. Ornamental corn, 6 ears

CLASS B – THRESHED SEED 2-3 qts.
In plastic zip-lock bag.

Item No.

1. Oats, (specify variety)
2. Barley, (specify variety)
3. Soybeans, (specify variety)
4. Any other

CLASS C – GRAIN IN SHEAF

Item No.

1. Wheat
2. Oats
3. Rye
4. Barley

CLASS D – GRASSES IN SHEAF

Item No.

1. Timothy
2. Sudan Grass
3. Millet
4. Any Other Grass

CLASS E – LEGUMES IN SHEAF FOR HAY

Item No.

1. Bundle Alfalfa
2. Bundle Red Clover
3. Bundle Sweet Clover
4. Bundle Alsike Clover
5. Bundle Field Peas
6. Bundle Soy Beans
7. Bundle Vetch
8. Any Other Legume

CLASS F – MISCELLANEOUS

Item No.

1. Tobacco, 1 plant potted
2. Corn silage displayed in plastic bag
3. Haylage displayed in plastic bag
4. Hay-grass mixture, 6 inch bale slice in plastic bag, 14"x16", 6" thick
5. Hay-alfalfa, 6 inch bale slice in plastic bag, 14"x16", 6" thick

Premiums:

1st \$1.75 2nd \$1.50 3rd \$1.25 4th \$1.00

CLASS G – VEGETABLE-VINE PRODUCTS

Item No.

1. Cucumbers, slicing, 3, 6-8" long, stem ¼-½" long
2. Cucumbers, pickling (dills), plate of 6, 3-4" long, stem ¼-½" long
3. Cucumbers, pickling (sweet/gherkins) plate of 6, 1½-2½" long, stem ¼-½" long
4. Squash, summer zucchini, one
5. Squash, summer, crookneck type, one

CLASS H – GREEN VEGETABLES

Item No.

1. Artichoke
2. Beans, bush, wax in pods, 10, ¼" stem
3. Beans, green in pods, 10, ¼" stem
4. Beans, purple, 10
5. Beans, pole beans, green or wax in pod, 10, ¼" stem
6. Brussel sprouts, 4
7. Cabbage, early pointed, one, trim all but 2-3 leaves
8. Cabbage, any variety not listed, one, trim all but 2-3 leaves
9. Cabbage, red, one, trim all but 2-3 leaves
10. Cauliflower, one, leave 4-6 crown leaves, head at least 4" diameter
11. Celery, one, plant grown in pot
12. Chard, Swiss, 4-6 leaves
13. Kale, 4 leaves
14. Kohlrabi, 2, leave 4-6 crown leaves, trim to ½"
15. Peas, in pod, 10, ½" stem
16. Lettuce, one plant with roots in water
17. Broccoli, one, at least 6" long, at least 4" in diameter (in water)
18. Rhubarb 8" stalks (4), remove green leaves from blade attachment to petiole
19. Spinach, 1 plant in water

CLASS I – GARDEN FRUITS

Item No.

1. Eggplant, one, trim stem to 1"
2. Peppers, sweet large type, 2, ½-¾" stem
3. Pepper, banana, 2
4. Pepper, hot variety, 2, label
5. Tomatos, green or red, 2, uniform in size
6. Tomatos, yellow, 2, uniform in size
7. Tomatos, Roma, red or green, 2
8. Tomatos, small cherry, pear or paste, 4
9. Tomatos, husk tomato with husk, 10
10. Tomato, 1 plant, grown in pot, Pixie, Dwarf or Patio type
11. Any pepper, 1 plant grown in pot

CLASS J – ROOTS

Item No.

1. Beets, turnip shaped, 4, med to small, 1½-3" stem & root ½-1½"
2. Carrots, half long type, 4, top ½-1", top root left on
3. Carrots, long, for table use, 4, top ½-1", top root left on
4. Leek, 4
5. Onions, white, 4, trim top 1", base ½", at least 2" in diameter
6. Onions, red, 4, trim top 1", base ½", at least 2" in diameter
7. Onions, yellow, 4, trim top 1", base ½", at least 2" in diameter
8. Onions, green bunching, 4, top 7-8", roots ½"
9. Onions, multiplier sets, 1 quart
10. Radishes, 4, top ½-1", root 1"
11. Turnips, 4

Premiums:

1st \$5.50 2nd \$4.50 3rd \$3.50 4th \$2.50

CLASS K – GARDEN DISPLAY

Item No.

1. Garden display of 6 different types of vegetables. Number of specimens for each vegetable is up to exhibitor's choice to make the display effective. No potted or plants in water should be included in display.

Premiums:

1st \$2.00 2nd \$1.75 3rd \$1.50 4th \$1.25

CLASS L – POTATOES – (plate of 6)

Item No.

1. Red Potatoes, uniform
2. White Potatoes, uniform

Premiums:

1st \$1.75 2nd \$1.50 3rd \$1.25 4th \$1.00

CLASS M – NATURES HERBS

All herbs are to be grown in appropriate size containers, maximum size 1 gallon, except dill.

Item No.

1. Dill, 2 heads, 8" lengths in quart container of water
2. Basil, any 1 plant or bunch, grown in pot
3. Catnip, plant or bunch, grown in a pot
4. Chives, bunch, grown in pot
5. Cilantro, bunch, grown in pot
6. Garlic, 3 or more bulbs
7. Marjoram, 1 plant or bunch, grown in pot
8. Mints, any, 1 plant or bunch, grown in pot
9. Parsley, 1 plant or bunch, grown in pot
10. Rosemary, 1 plant or bunch, grown in pot
11. Sage, 1 plant or bunch, grown in pot
12. Thyme, 1 plant or bunch, grown in pot
13. Oregano, 1 plant or bunch, grown in pot
14. Herb Garden
15. Any other herb (identified and labeled)

Premiums:

1st \$5.50 2nd \$4.50 3rd \$3.50 4th \$2.50

CLASS N – COLLECTION – (Apples on Plates)

Item No.

1. Collection 5 varieties (Autumn)
2. Collection 5 varieties (Winter)

Premiums:

1st \$2.50 2nd \$2.25 3rd \$2.00 4th \$1.50

CLASS O – APPLES (4 specimens per plate)

Item No.

1. Beacon
2. Columnar (golden sentinel)
3. Columnar (northpole)
4. Columnar (scarlet sentinel)
5. Cortland
6. Duchess
7. Fireside
8. Golden Delicious
9. Haralson
10. Honey Crisp
11. Honey Gold
12. Jersey Mac
13. Jonathan
14. Lodi
15. McIntosh
16. Prime Red
17. Red Delicious
18. Regent
19. Snappy Mac
20. State Fair
21. Wealthy
22. Zestar
23. Other (must be identified)

CLASS P – CRAB APPLE

Item No.

- Any Crab Apple (must be identified), 4 specimens

Premiums:

1st \$1.75 2nd \$1.50 3rd \$1.25 4th \$1.00

CLASS Q – PEARS (single plate of 4 specimens)

Item No.

- Bartlett
- Flemish Beauty
- Harrow Delight
- Patten
- Seckel
- Other (must be identified)

CLASS R – PLUMS (single plate of 4 specimens)

Item No.

- Red/Yellow
- Blue/Black
- Other (must be identified)

CLASS S – GRAPES (2 bunches per plate)

Item No.

- Bluebell
- Concord
- Edelweiss
- Frontenac
- Niagara
- St. Croix
- Swenson / Red
- Other (must be identified)

CLASS T – OTHER FRUIT

Item No.

- Apricot, 4 specimens (must be identified)
- Blackberry, 10 specimens (must be identified)
- Blueberry, 10 specimens (must be identified)
- Cherry, 8 specimens (must be identified)
- Peach, 4 specimens (must be identified)
- Raspberry, 10 specimens (must be identified)
- Strawberry, 8 specimens (must be identified)
- Any other, 4 specimens (must be identified)

CLASS U – VINES

Item No.

- Muskmelon
- Honeydew
- Watermelon

BEST OF SHOW



Superintendent – Patti Evans Assistant – Megan Clark

RULES GOVERNING EXHIBIT

Any plants or flowers shown in one entry cannot be included in any other entry. A Best of Show Rosette will be awarded in houseplants, cut flowers and arrangements. All entries must be grown by exhibitor except where indicated purchased materials.

Houseplants will be judged on flowering, flower color, form, development, plant color, shape, cleanliness, freedom of insect or disease damage and distinctiveness

Annual and perennial exhibits will be judged on stem, foliage and flower.

Arrangements will be judged on color, harmony, design, balance, proportion, condition, stability of material and relation to container distinction and originality.

Premiums:

1st \$2.00 2nd \$1.75 3rd \$1.50 4th \$1.25

CLASS A – HOUSE PLANTS

(6" pot or smaller preferred, 1 plant)

Item No.

- Fern
- Coleus
- Ivy, English type
- Ivy, Swedish type
- Pothos, Devils Ivy
- Arrowhead vine
- Begonia, Rex (large leaf)
- Begonia, tuberous (bulb)
- Begonia, fibrous rooted (wax)
- Geranium (common) in flower
- Sansevieria (mother-in-law tongue)
- Sansevieria (mother-in-law tongue), dwarf, bird nest
- Maranta (Prayer plant)
- Peperomia
- Aluminum plant
- Aloe plant
- Jade plant
- Partridge plant
- Spider plant
- Succulents, any other (identify and label variety)
- Cactus, Christmas
- Cacti
- Impatiens, single
- Impatiens, double
- Impatiens, New Guinea
- Dish Garden, plants other than cacti and succulents
- Desert Garden, cacti and succulents
- Agave
- Orchid
- Peace Lily
- Kalanchoe
- Any other flowering plant in flower (identify and label variety)
- Any other foliage (identify and label variety)
- African Violets, blue, purple, any shade, one crown
- African Violets, pink, lavender, any shade, one crown
- African Violets, white, one crown
- African Violets, any other color, one crown

Premiums:

1st \$2.00 2nd \$1.75 3rd \$1.50 4th \$1.25

CLASS AA – HOUSE PLANTS (any container, 3 or more plants)

Item No.

- Themed garden (ex. fairy, dinosaur, etc.)
- Terrarium
- Standard patio pot, with at least 3 different plants
- Unique container, with at least 3 different plants, for indoor or outdoor use. NOTE: Container should not be a container that was used in previous years.
- Craft made with succulents, with at least 3 different plants

CLASS B – HANGING BASKETS (1-3 plants in one container)

Item No.

- Impatiens
- Begonias
- Foliage
- Petunias
- Geraniums
- Flowering, other
- Outdoor bag planter

BEST OF SHOW – HOUSE PLANTS

Premiums:

1st \$1.75 2nd \$1.50 3rd \$1.25 4th \$1.00

CLASS C – CUT FLOWERS (Annuals)

Item No.

- Bachelor Buttons, 3 stems
- Calendula, 1 stem

3. Celosia, cockscomb, 1 spray
4. Celosia, plumed, 1 stem
5. Cosmos, any color, 3 stems
6. Larkspur, 1 stem
7. Marigolds, small, 3 stems, single color
8. Marigolds, small, 3 stems, bicolor
9. Marigolds, large, 1 stem
10. Signet Marigolds, single flowered, 3 stems
11. Nasturtiums, 3 stems
12. Petunia (single), 3 stems, single color, blue or purple
13. Petunia (single), 3 stems, single color, pink or red
14. Petunia (single), 3 stems, single color, white or yellow
15. Petunia (single), 3 stems, bicolor
16. Petunia (single), 3 stems, veined
17. Petunia (double), 3 stems, single color, any color
18. Petunia (double), 3 stems, any bicolor or veined
19. Calibrachoa (small petunia type), 3 stems
20. Salvia, 1 spray
21. Scabiosa, 1 stem
22. Snapdragon, 1 spray
23. Sunflower, dwarf, 1 stem
24. Sweet Pea, 3 stems
25. Verbena, 1 stem
26. Zinnias, large, greater than 4", 1 stem
27. Zinnias, medium, 2"-3", 1 stem
28. Zinnias, dwarf, less than 2", 3 stems
29. Any other Annual not listed above (identify and label variety)

Google Links for Definition Images of Petunias:

Bi Color, Images

https://www.google.com/search?q=bicolor+petunias&espv=2&tbm=isch&tbo=u&source=univ&sa=X&ved=0ahUKEwjzq-195_TAhUEWSYKHc3nBVYQsAQINg&biw=1440&bih=770

Veined, Images

https://www.google.com/search?q=veined+petunias&espv=2&tbm=isch&tbo=u&source=univ&sa=X&ved=0ahUKEwiYkN2E95_TAhVCSiYKHSVRD4wQsAQIKQ&biw=1440&bih=770

CLASS D – CUT FLOWERS (Biennials & Perennials)

Item No.

1. Dianthus (pinks), 3 stems
2. Pansies, 3 stems
3. Violas, 3 stems
4. Coreopsis, 3 stems
5. Delphinium, 1 spike
6. Gaillardia, 3 stems
7. Hydrangea, 1 stem
8. Bergamot – Bee Balm, 3 stems
9. Hardy Easter Lily, 1 stem
10. Spider Daylily, 1 stem
11. Daylily (orange) 1 stem, not a wild roadside grown lily
12. Daylily (yellow), 1 stem
13. Daylily (red), 1 stem
14. Daylily (pink), 1 stem
15. Daylily (white or cream), 1 stem
16. Trumpet Lilies, 1 stem
17. Calla, 1 stem, any color
18. Asiatic Lily, Oriental type, upfacing blooms, 1 stem
19. Asiatic Lily, 1 bloom, 1 stem
20. Asiatic Lily, multi-bloom, 1 stem
21. Tiger Lily, 1 stem
22. Double Daylily, (orange).1 stem
23. Double Daylily, (any other color), 1 stem
24. Phlox, 1 stem
25. Rudbeckia-Gloriosa Daisies, 3 stems, single color
26. Rudbeckia-Gloriosa Daisies, 3 stems, bicolor
27. Shasta Daisy, 1 stem
28. Yarrows, (yellow), 3 stems
29. Yarrows, (any other color), 3 stems
30. Baby Breath, 1 stem
31. Coneflower, 1 stem, pink
32. Coneflower, 1 stem, any other color

33. Any other Biennials or Perennial not listed above (identify and label variety)

CLASS E – CUT FLOWERS-TUBER (Biennials and Perennials)

Item No.

1. Dahlia, large, 1 stem, 4" or greater
2. Dahlia, small, 3 stems, less than 4"
3. Gladiolus, any color, 1 spike

CLASS F – CUT FLOWERS (Roses)

Item No.

1. Hybrid Tea, 1 specimen stem
2. Floribunda, 1 spray
3. Climbing, 1 spray

BEST OF SHOW – CUT FLOWERS

Premiums:

1st \$2.50 2nd \$2.25 3rd \$2.00 4th \$1.50

CLASS G – FRESH FLOWER ARRANGEMENTS (at least three kinds of plant material. Material can be purchased as you are being judged on the art of the exhibit.)

Item No.

1. Fresh floral arrangement – Father's Day theme
2. Fresh floral arrangement – Baby Shower theme
3. Fresh floral arrangement – Anniversary theme
4. Fresh floral arrangement – Nature theme w/figurine, natural product or other accessory
5. Fresh floral arrangement – Any other, identify occasion
6. Fresh wildflower arrangement – For dining room table
7. Fresh wildflower arrangement – For mantel
8. Fresh bouquet
9. Fresh flower wreath
10. Fresh corsage, at least 3 blooms and ribbon
11. All green arrangement for mantel or buffet
12. Miniature – minimum 2" and maximum 4", must stand alone.

Premiums:

1st \$3.00 2nd \$2.50 3rd \$2.00 4th \$1.50

CLASS H – SILK or DRY FLOWER ARRANGEMENTS (at least three varieties)

Item No.

1. Silk arrangement – Christmas theme
2. Silk arrangement – Wedding theme
3. Silk arrangement – Any other, identify occasion
4. Dry arrangement, wildflowers – 4th of July theme
5. Dry arrangement, purchased materials, for coffee table or mantel – Summer theme
6. Dry arrangement – Any other, identify occasion
7. Dry or silk arrangement – bouquet
8. Dry or silk floral wreath
9. Corsage, silk, at least 3 stems and ribbon
10. Miniature – minimum 2" and maximum 4", must stand alone

BEST OF SHOW – ARRANGEMENTS



CLASS A – Bees and Honey

Premiums:

1st \$2.50 2nd \$2.25 3rd \$2.00 4th \$1.50

Item No.

1. Extracted raw honey, 1 lb. honey, clear jar
2. Cut comb honey, 1 lb. displayed in plastic box
3. Section honey, 1 lb. displayed in carton

Premiums:

1st \$1.75 2nd \$1.50 3rd \$1.25 4th \$1.00

4. Bees wax, 12oz. to 1 lb. bar

Premiums:

1st \$5.50 2nd \$4.50 3rd \$3.50 4th \$2.50

5. Observation hive

Premiums:

1st \$1.75 2nd \$1.50 3rd \$1.25 4th \$1.00

6. Queen Bee

CLASS B – Maple Syrup

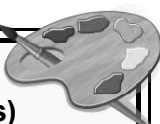
Premiums:

1st \$2.50 2nd \$2.25 3rd \$2.00 4th \$1.50

Item No.

1. Maple syrup (in clear certified 1 pint jar, ring attached)
2. Any other syrup not listed, identify

**DEPARTMENT 118
OPEN CULTURAL ARTS (Arts & Crafts)**



Superintendent – Cathy Hartley Assistant – Melissa Terpstra

RULES GOVERNING EXHIBIT

All entries must be suitably matted or framed or they will be disqualified. Entries should be mounted for hanging. Exhibitors cannot hang their own exhibits.

Attach a note card to your tag describing methods/materials used on all items entered. Cards no bigger than 3"x5" are REQUIRED to explain art (e.g. media used, special materials used etc.) If there is something you want the judge to know about your entry, feel free to write on the back of the tag or include this on your card.

If there is a category that the exhibit fits in, you cannot enter it in any other.

All entries must be original and not copies, even if in part from another painting.

You cannot enter an identical item in open and junior.

No more than one entry will be permitted under any item number by one exhibitor. All articles must be the handwork of the exhibitor and ANY ARTICLES OVER TWO YEARS OLD, OR THOSE HAVING TAKEN A PREMIUM AT THIS FAIR PREVIOUSLY WILL NOT BE ALLOWED TO COMPETE FOR PREMIUMS.

Drawings and paintings may be stapled if there is no other way to hang them.

Must date and sign all pictures and ceramics (Class A-J).

Signature and date cannot be on the frame.

NOTE: Only items that exhibit excellence in quality will be considered for open class premium awards. Example: simple sketches are not characteristic of open class cultural art exhibit unless they are of depth and substance.

Premiums:

1st \$5.50 2nd \$4.50 3rd \$3.50 4th \$2.50

CLASS A – PAINTING, OILS OR ACRYLIC (Maximum size 28"x28" including mat)

Item No.

1. Outdoor scene (land, water, city)
2. Human portrait or figure
3. Animal(s)
4. Still life or study of interiors
5. Abstract or non-objective
6. Surreal/Fantasy
7. Buildings (interior/exterior)
8. Flowers/plants
9. Cartoon
10. Transportation

CLASS B – PAINTING, WATER COLOR and/or ACRYLIC WATER COLOR (maximum size 28"x28" including mat)

Item No.

1. Outdoor scene (land, water, city)
2. Human portrait or figure
3. Animal(s)
4. Still life or study of interiors
5. Abstract or non-objective
6. Surreal/Fantasy
7. Buildings (interior/exterior)
8. Flowers/plants
9. Cartoon
10. Transportation

CLASS C – DRAWING IN COLOR (any colored drawing media, maximum size 28"x28" including mat)

Item No.

1. Outdoor scene (land, water, city)
2. Human portrait or figure
3. Animal(s)
4. Still life or study of interiors
5. Abstract or non-objective
6. Surreal/Fantasy
7. Buildings (interior/exterior)
8. Flowers/plants
9. Cartoon
10. Transportation

Premiums:

1st \$4.50 2nd \$3.50 3rd \$2.50 4th \$1.50

CLASS D – DRAWING IN BLACK & WHITE (any media, maximum size 28"x28" including mat)

Item No.

1. Outdoor scene (land, water, city)
2. Human portrait or figure
3. Animal(s)
4. Still life or study of interiors
5. Abstract or non-objective
6. Surreal/Fantasy
7. Buildings (interior/exterior)
8. Flowers/plants
9. Cartoon
10. Transportation

Premiums:

1st \$5.50 2nd \$4.50 3rd \$3.50 4th \$2.50

CLASS E – PAINTING / MIXED MEDIA (ex. A combination of any two or more mixed media), (maximum size 28"x28" including mat). Must include information on type of media used.

Item No.

1. Still life
2. Outdoor scene (land, water, city)
3. Animal(s)
4. Human portrait or figure
5. Cartoon
6. Abstract
7. Surreal/Fantasy
8. Building (interior/exterior)
9. Flower/plants
10. Transportation

Premiums:

1st \$4.50 2nd \$3.50 3rd \$2.50 4th \$1.50

CLASS I – SCULPTURE/3-DIMENSIONAL ART

Item No.

1. Pottery, wheel-thrown
2. Pottery, hand built, slab or pinch method
3. Pottery, hand built, coil method
4. Pottery, hand built, press or drape mold method
5. Open sculpture, wire, string, etc.
6. Carving (any carving medium)
7. Sculpture, from air-dried clay
8. Sculpture, from oven-baked clay
9. Sculpture, from paper mache

10. Constructed sculpture, any media or combination
11. Any other sculpture

CLASS J – CERAMICS, COMMERCIAL MOLD

Item No.

1. Article with stained finish
2. Article with design done under glaze with transparent finish
3. Item done with glaze or combination glaze
4. Article with reverse stain (antique)
5. Article using dry brushing
6. Article using translucent
7. Article using crackle
8. Article with underglazes, using a spray method
9. Article with Mother of Pearl glaze
10. Article using decals
11. Article with color wash under a glaze
12. Article using 3 or more techniques (list 3 used)

CLASS K – HANDMADE LEATHER GOODS

Item No.

1. Purse, handbag or billfold
2. Leather article, carved or tooled
3. Any other leather article

CLASS L – HAND METAL WORK

Item No.

1. One metal enameled article
2. One metal article, not enameled

Premiums:

1st \$3.00 2nd \$2.50 3rd \$2.00 4th \$1.50

CLASS M – FIBER & FABRIC

Item No.

1. Batik, any article
2. Tie die, any article
3. Fabric, painted
4. Macramé, any article
5. Coiling, any article
6. Plaiting, any article
7. Tapestry weaving, any article
8. Weaving, any article to be worn
9. Weaving, any article for the home
10. Article using combination of media

CLASS N - CALLIGRAPHY

Item No.

1. Logo design (business, school, etc.)
2. Announcements (include 5 different samples)
3. Certificate
4. Stationery
5. Prose or poetry
6. Cover design (book, calendar, album, etc.)

CLASS O – TOLE PAINTING

Item No.

1. Wood article – original design
2. Metal article – original design

CLASS P – ROSEMALING

Item No.

1. Decorative plate or tray
2. Any other

CLASS Q – BASKETRY

Item No.

1. Natural fibers
2. Coiled
3. Synthetic fibers
4. Paper twist
5. Other

CLASS R – DOLLS & MINIATURES

Item No.

1. Corn husk/Paper twist doll

2. Spool doll
3. Mop doll
4. Clothespin doll
5. Fabric doll
6. Wooden doll
7. Other doll
8. Shadow box of room
9. Miniature dollhouse furniture or accessory item

CLASS S – EGG ART – on whole or egg shells (except sugar eggs). Must be in a display container. Eggs have to be blown out.

Item No.

1. Natural dyes, list natural ingredient(s)
2. Synthetic dyes
3. Wax resist dyed (Ukrainian eggs)
4. Sugar egg
5. Covered eggs (quilted, beaded, etc.)
6. Painted
7. Shadowbox eggs
8. Other

CLASS T – STAINED GLASS (No Plastic)

Item No.

1. Kit
2. Original

CLASS U – PAPER CRAFT

Item No.

1. Quilting
2. Origami
3. Silhouette/Scherenschnitte
4. Art/craft using homemade paper
5. Decorative art made with commercial rubber stamp
6. Greeting card made with commercial rubber stamp
7. Memory page
8. Other

CLASS V – OTHER CREATIVE WORKS

Item No.

1. Decoupage/modge podge
2. String art
3. Jewelry item, clay or bead
4. Jewelry item, other
5. Stenciled item, on wood or metal
6. Stenciled item, other
7. Natural material craft
8. Wheat weaving (or other grain)
9. Handmade artificial flowers (cornhusk, silk, etc.)
10. Candles, original
11. Art made by recycling/restoring another object
12. Picture frame/picture holder/board
13. Memory book
14. Other original creative work
15. Loom machine knitting – any garment
16. Loom machine knitting – any other item

BEST OF SHOW - ROSETTE

DEPARTMENT 119 OPEN ANTIQUES



Superintendent – Lynette Storlie Assistant – Merle Storlie

RULES GOVERNING EXHIBIT

Exhibits that have won a ribbon at a previous La Crosse Interstate Fair may not be re-entered for 5 years.

The La Crosse County Agricultural Society assumes no liability for exhibits, but will design and maintain exhibit area to provide maximum security.

1. All entries are to be in place by Wednesday at noon. Judging will be scheduled on Thursday.
2. Each exhibitor is responsible for securing exhibitor's tag to their own exhibit. No premium will be awarded on any item improperly entered. Item may be entered next year in the proper class/item.
3. In case an article is in poor condition but valuable because of its age or rarity, these factors will be considered when judging.
4. Every precaution will be taken to ensure safety of exhibits. However, no article will be insured by the Fair Association.
5. Antiques should be 50 years or older. A brief description of special interesting facts pertaining to each exhibit will enhance the show.
6. **No professionals/dealers may exhibit in this department, A professional/dealer is defined as someone "who consistently derives monetary income from work in the area of exhibiting, or who teaches in the area of exhibiting".**
7. No entry can be removed before 5:00 PM on Sunday or forfeiture of premium will result. Superintendent or assistant will be present to check out entries.
8. The Superintendent reserves the right to determine whether an article is worthy of exhibition.
9. No firearms or swords
10. All items must be the original. No copies will be accepted.
11. Repeated entry items from previous years are not allowed.
12. Item means a single item and not a grouping of items, unless noted as a group or collection.

Scoring of Items for Placings:

How well entry exhibits in the class.....	20 points
Condition and general appearance.....	20 points
Age and rarity.....	20 points
Point of interest.....	20 points
Value.....	<u>20 points</u>
TOTAL	100 points

Premiums:

1st \$3.00 2nd \$2.50 3rd \$2.00 4th \$1.50

CLASS A – ANTIQUES

Item No.

11. Holiday item
12. Advertising item, local
13. Advertising item, national
14. Souvenir, in Wisconsin
15. Souvenir, outside of Wisconsin
16. Kitchen item
17. Farm item
18. Clothing for children
19. Clothing for adult
20. Men's jewelry item
21. Women's jewelry item
22. Personal grooming item
23. Camera, or related accessory
24. Book, for child
25. Book, for adult
26. Bank
27. Photo, portrait 1 to 2 people
28. Photo, more than 2 people
29. Toy or game, from paper
30. Toy or game, from metal
31. Writing utensils, collection, up to 5
32. Sheet music
33. Glassware, creamer
34. Candy dish, under 6"
35. Greeting card or post card
36. Any other antique

BEST OF SHOW - ANTIQUES

**DEPARTMENT 120
OPEN PHOTOGRAPHY and
COMMUNICATION ARTS**



Superintendent – Debbie Abraham Assistant – Peg Isola

CONTEST RULES: READ CAREFULLY – THERE WILL BE NO EXCEPTIONS.

1. All photos must be taken by the exhibitor and be no more than one year old. (Entry day of last year's fair to entry day of this year's fair.)
2. No Professionals may exhibit in this Department. (A professional is defined as a person who derives their income from the sale of their photography).
3. A photograph may only be used once in this department. You may not use the same image in color and black & white item numbers. This includes "identical looking" images that could be mistaken for "same" images.
4. Mount your photos on a Horizontally Orientated 7"x11" white poster-board. No extra decorations, captions or descriptions. Use ample amounts of RUBBER CEMENT or PERMANENT double-sided tape for attaching your photos. This will keep them from falling off during the fair.
5. All photos must be 3.5" x 5" up to 4"x 6", unless otherwise stated.
6. The entry tag must be placed on the front of the poster-board. It may not cover the photos or hang over the edge of the poster board. Fold up your name so it does not show. Tag may be trimmed slightly. Do not attach tag with staples or paperclips. We recommend attaching your photos and entry tag at the same time to avoid the problems listed above.
7. Only one entry per item number is allowed. Please enter photos **ONLY** in the category where they best fit.
8. All item numbers consist of one photo, except where noted.
9. Entries will be disqualified if above rules are not followed.
10. "Hand of Man" is described as people or anything created by people.
11. Sepia and other monochromatic prints should be entered under the black & white item numbers.
12. Enhancements made **MUST** be minimal. Judging is based on photography skill and not computer skills. Your judge will make that decision.
13. No trail camera or computer live cam photographs are allowed. Drone photograph **MUST** be entered **ONLY** in item numbers 61 and 62.

* Any photo found to be objectionable or in poor taste will be disqualified.

NOTE: Only items that place will be hung for exhibit as our display space is limited.

Please contact a superintendent or assistant with any questions.

Exhibitors may enter a total of 25 items from the following list.

Premiums:

1st \$4.50 2nd \$3.50 3rd \$2.50 4th \$1.50

CLASS O – OPEN CLASS PHOTOGRAPHY

Item No.

1. Child(ren) 17 years and under – color
2. Child(ren) 17 years and under – black & white
3. Adult(s) 18 years and over – color
4. Adult(s) 18 years and over – black & white
5. Interaction between people – color
6. Interaction between people – black & white
7. Person(s) with animal(s) – color
8. Person(s) with animal(s) – black & white
9. Group Shot – an arrangement, by you, of three or more persons – color

10. Group Shot – an arrangement, by you, of three or more persons – black & white
11. Pet(s) – no people – color
12. Pet(s) – no people – black & white
13. Farm animal(s) no people – color
14. Farm animal(s) no people – black & white
15. Wild or Zoo animal(s) no birds, bugs or people – color
16. Wild or Zoo animal(s) no birds, bugs or people – black & white
17. Wild or Zoo bird(s) – no people – color
18. Wild or Zoo bird(s) – no people – black & white
19. Insect(s) and other small creatures – no people or mammals – color
20. Insect(s) and other small creatures – no people or mammals – black & white
21. Flower(s), Plant(s) and Fungi - no insects on your subject(s) – color
22. Flower(s), Plant(s) and Fungi - no insects on your subject(s) – black & white
23. Nature Detail, (this will only be a part of your subject) no hand of a man – color
24. Nature Detail, (this will be only a part of your subject) no hand of a man – black & white
25. Architecture – Building(s) (no close-ups) – color
26. Architecture – Building(s) (no close-ups) – black & white
27. Architecture – Non Building (no close-ups or sculptures) – color
28. Architecture – Non Building (no close-ups or sculptures) – black & white
29. Close-up of a man made object (this will only be a part of your subject) – color
30. Close-up of a man made object (this will only be a part of your subject) – black & white
31. Transportation – no close-ups – color
32. Transportation – no close-ups – black & white
33. Abstract (shapes, lines and or patterns) – color
34. Abstract (shapes, lines and or patterns) – black & white
35. Rural activities (not a scenic) – color
36. Rural activities (not a scenic) – black & white
37. Urban activities (not a scenic) – color
38. Urban activities (not a scenic) – black & white
39. Nature scenic (without hand of man) – color
40. Nature scenic (without hand of man) – black & white
41. Scenic (with a man-made point of interest) – color
42. Scenic (with a man-made point of interest) – black & white
43. Action – (stop, slow, or panned) – color
44. Action – (stop, slow, or panned) – black & white
45. Night Time, no flash – color
46. Night Time, no flash – black & white
47. Seasonal depiction – color
48. Seasonal depiction – black & white
49. Still Life – an arrangement BY THE EXHIBITOR of 3 or more nonliving objects, not including your background – color
50. Still Life – an arrangement BY THE EXHIBITOR of 3 or more nonliving objects, not including your background – black & white
51. Silhouette – your subject will be a black shape – color
52. Silhouette – your subject will be a black shape – black & white
53. Reflection –your subject reflected in another surface – color
54. Reflection –your subject reflected in another surface – black & white
55. County or State Fair – color
56. County or State Fair – black & white
57. Travel Scenic, with or without hand of man – color
58. Travel Scenic, with or without hand of man – black & white
59. Travel Non Scenic – color
60. Travel Non Scenic – black & white
61. Unusual Perspective or Viewpoint (bird or bugs eye view, trick perspective) – color
62. Unusual Perspective or Viewpoint (bird or bugs eye view, trick perspective) – black & white

63. Enlargement, 5"x7", Portrait with eye contact – Child(ren) 17 years and under – color
64. Enlargement, 5"x7", Portrait with eye contact – Child(ren) 17 years and under – black & white
65. Enlargement, 5"x7", Portrait with eye contact – Adult(s) 18 years and over – color
66. Enlargement, 5"x7", Portrait with eye contact – Adult(s) 18 years and over – black & white
67. Enlargement, 5"x7", Portrait with eye contact – Animal(s) – color
68. Enlargement, 5"x7", Portrait with eye contact – Animal(s) – black & white
69. Enlargement, 5"x7", Scenic, with or without hand of man – color
70. Enlargement, 5"x7", Scenic, with or without hand of man – black & white
71. Enlargement, 5"x7", any other (no people, animals of any kind or scenes) – color
72. Enlargement, 5"x7", any other (no people, animals of any kind or scenes) – black & white
73. Calendar – 12 Photos (or 13 if using a photo on the cover) in any calendar form. Text is optional. Exhibitors name must be covered - color, black & white or combination
74. Book, 12 or more photos in book form with text. Book size should be at least 8"x8" in size. All photos used must be taken by the exhibitor. Book can be homemade or purchased. Exhibitors name must be covered if it appears on the book. color, black & white or combination

BEST OF SHOW – ROSETTE

DEPARTMENT 122 OPEN WOODWORKING



Superintendent – Dustin Heitkamp

Entries entered in this department must be the result of work by the exhibitor.

CLASS A – WOODWORKING

Premiums:

1st \$5.50 2nd \$4.50 3rd \$3.50 4th \$2.50

Item No.

1. Cabinet/furniture making article (ex: chair, table, gun rack, shelves, etc.)

Premiums:

1st \$3.00 2nd \$2.50 3rd \$2.00 4th \$1.50

Item No.

2. Article for outdoor use
3. Article for use in home
4. Article for use in home/farm workshop
5. Toy or game
6. Article made from kit
7. Any other article

CLASS B – WOOD CARVING

Superintendent – Coulee Region Wood Carvers Club

Premiums:

1st \$3.00 2nd \$2.50 3rd \$2.00 4th \$1.50

Item No.

1. Novice (never won a ribbon on any item)
2. Walking stick or cane
3. Chip carving
4. Relief carving
5. Spoons or any other kitchen utensil
6. Christmas ornament (hanging)
7. Santa
8. Religious themed item
9. Flower, plant, leaf

10. Nisse, gnome, or troll
11. Animal, realistic
12. Animal, non-realistic
13. Bird, realistic
14. Bird, non-realistic
15. Water fowl
16. Fish
17. Aquatic or underwater creature
18. Kolrosing
19. Human subject, realistic
20. Human subject, non-realistic
21. Human bust (head and shoulders)
22. Human miniature (3 inches or less)
23. Bark carving, buildings
24. Bark carving, open
25. Bark Carving, human subject
26. Stylized item
27. Any other carved item not listed above.

BEST OF SHOW – ROSETTE

2. Dark cookies, 3, rolled & cut
3. Filled cookies, 3
4. Chocolate Chip cookies, 3
5. Refrigerator cookies, 3 (rolled, chilled, sliced)
6. Spritz cookies, 3
7. Cereal cookies, 3 (specify cereal used)
8. Chocolate brownies, 3, unfrosted, not from a mix
9. Sandbakkels, 3
10. Ethnic cookie, 3
11. Fruit bar, any fruit, 3
12. Muffins, any, 3
13. Drop biscuits, 3

Premiums:

1st \$2.00 2nd \$1.75 3rd \$1.50 4th \$1.25

CLASS C – BREAD AND ROLLS Breads must be whole loaves and will be cut by exhibitor at time of entry. Exhibitor may take ½ loaf home after cutting. Breads must be in loaf pan size of 8"x4" or 9"x5". This will show the full quality of the bread.

Item No.

1. White bread-yeast
2. Whole wheat or graham bread-yeast
3. White bread, yeast, machine made
4. Whole wheat or graham bread, yeast, machine made
5. Rye bread-yeast
6. Raisin bread-yeast
7. Oatmeal bread-yeast
8. Yeast dinner rolls-3
9. Tea or coffee ring-yeast, 8 or 9" diameter, 1/3 of ring
10. Yeast coffee cake-sugar or streusel top, 4"x4" corner piece
11. Batter bread, white
12. Batter bread-dark
13. Bread made from commercial dough, white
14. Bread, made from commercial dough, wheat
15. Bread, other, label

Premiums:

1st \$1.75 2nd \$1.50 3rd \$1.25 4th \$1.00

CLASS D – QUICK BREADS Breads must be whole loaves and will be cut by exhibitor at time of entry. Exhibitor may take ½ loaf home after cutting., but small loaves (7"x3") are suggested.

Item No.

1. Nut bread (indicate nut), ½ loaf
2. Fruit bread (indicate fruit), ½ loaf
3. Coffee cake, 4x4", corner piece
4. Vegetable bread (indicate vegetable), ½ loaf

Premiums:

1st \$1.75 2nd \$1.50 3rd \$1.25 4th \$1.00

CLASS E – CANDY

Item No.

1. Fudge-3 pieces, marshmallow recipe
2. Fudge-3 pieces, traditional recipe
3. Peanut brittle-3 pieces
4. Any other candy-3 pieces

Premiums:

1st \$2.00 2nd \$1.75 3rd \$1.50 4th \$1.25

CLASS F – PASTRY

Item No.

1. Pastry shell-4" individual size, other than lard, include recipe

Premiums:

1st \$2.00 2nd \$1.75 3rd \$1.50 4th \$1.25

CLASS FF – GLUTEN FREE BAKERY

Recipes are required for all items.

Item No.

1. Cake, unfrosted (1/4 cake)
2. Cookies/Bars, plate of 3
3. Breads/rolls, ½ loaf or plate of 3
4. Muffins, plate of 3

**DEPARTMENT 125
OPEN FOOD & NUTRITION**



Superintendent – Mary Schmidt

No more than one entry will be permitted in any item by open exhibitor, entries in the department will be confined to residents of the State of Wisconsin.

It is recommended that all food entries be brought in on Wednesday AM.

FOODS. All foods become the property of the Ag Society. Items not meeting requirements may be disqualified.

Rhubarb will be considered a fruit and pumpkin a vegetable for baked food and food preservation entries.

Any items made as "gluten free" should have all ingredients listed with the entry. If a mix is used, this needs to be stated on the entry tag.

Premiums:

1st \$2.00 2nd \$1.75 3rd \$1.50 4th \$1.25

CLASS A – CAKE (not from a mix unless specified). Entire cake must be brought and cut at time of entry.

Item No.

1. Chocolate or devils food cake, 4"x4", corner piece unfrosted
2. White cake, 4"x4", corner piece, unfrosted
3. Angel food cake, unfrosted, 1/4 cake upright
4. Sunshine cake, unfrosted, 1/4 cake, leavening added
5. Sponge cake, unfrosted, 1/4 cake, true sponge, no leavening added
6. Chiffon cake, 1/4 cake, unfrosted
7. Spice cake, 4"x4" corner piece (no nuts, no fruit)
8. Chocolate or devils food layer cake, 4" wedge-frosted
9. Cup cakes, light, unfrosted, 3
10. Cup cakes, dark, unfrosted, 3
11. Jelly Roll-1/2 roll
12. Gingerbread, 4"x4" corner piece
13. Cake from a mix, unfrosted, light, 4"x4" corner piece
14. Cake from a mix, unfrosted, dark, 4"x4" corner piece
15. Bundt cake from a mix, unfrosted, 1/4 cake
16. Angel food from a mix, unfrosted, 1/4 cake
17. Raised doughnuts, 3, unsugared
18. Cake doughnuts, 3, unsugared

Premiums:

1st \$1.75 2nd \$1.50 3rd \$1.25 4th \$1.00

CLASS B – COOKIES / BARS / MUFFINS / BISCUITS

Item No.

1. White cookies, 3, rolled & cut



FOOD PRESERVATION exhibit regulations

1. All entries must be processed after the previous year's La Crosse Interstate Fair.
2. Exhibits may be in 1/2 pints, pint or quart jars, but standard jars and lids are required.
3. If there is doubt in the opinion of the judge, the jars may be opened.
4. If unsafe canning methods are used, food will be disqualified.
5. Rings should be removed from jars.

Current USDA and University Extension canning procedures must be followed.

Tomato products waterbath canned must indicate type and amount of acid.

All jars must be labeled (including jams and jellies). Labels must be attached to the jar or attached with a separate tag (not the entry tag) using the below information and format.

Example:

Product:

Date Canned: Month Day Year

Method of Preparing (Check)

- Hot Pack
- Cold Pack

Method of Processing (Check)

- Boiling Water Bath
- Pressure Canner

Elevation (check)

- Above 1000 Feet Elevation
- Under 1000 Feet Evaluation

Processing Time: Quarts Pints

Premiums:

1st \$1.75 2nd \$1.50 3rd \$1.25 4th \$1.00

CLASS-G – FRUITS

Item No.

1. Applesauce – strained
2. Applesauce – chunky
3. Apples – sliced (with juice and sliced fruit)
4. Apricots
5. Blackberries (wild or tame)
6. Blueberries
7. Peaches
8. Cherries
9. Pears
10. Plums (wild or tame)
11. Black raspberries (wild or tame)
12. Red raspberries (wild or tame)
13. Rhubarb
14. Strawberries
15. Grape juice
16. Fruit pie filling
17. Any other variety of fruit, label variety

CLASS H – VEGETABLES

Item No.

1. Asparagus
2. Green beans
3. Yellow beans
4. Sweet corn (whole kernel cut from cob)
5. Carrots
6. Beet greens (1/2 pint jar accepted)

7. Peas
8. Spinach (1/2 pint jar accepted)
9. Sauerkraut
10. Swiss chard (1/2 pint jar accepted)
11. Tomato juice
12. Tomato sauce
13. Salsa
14. Tomatoes (whole and in juice)
15. Tomatoes-cut
16. Meatless spaghetti sauce
17. Mixed vegetables for soup or stew
18. Any other variety of vegetable, label variety

CLASS I – MEAT

Item No.

1. Beef/Venison (indicate)
2. Chicken
3. Pork
4. Fish
5. Any other variety of meat, label variety

CLASS J – JELLY

Item No.

1. Apple
2. Blackberry
3. Strawberry
4. Raspberry
5. Plum
6. Grape
7. -Any other variety of jelly, label variety

CLASS K – JAM

Item No.

1. Blackberry
2. Grape
3. Plum
4. Raspberry
5. Strawberry
6. Orange marmalade
7. Peach
8. Apple butter
9. Any other variety of jam, label variety

CLASS L – PICKLES

Item No.

1. Crabapple pickles
2. Peach or pear pickles
3. Beet pickles
4. Dill pickles-fresh pack
5. Bread and butter pickles
6. Cucumber pickles, sweet
7. Vegetable relish-list vegetables used
8. Watermelon or ripe cucumber pickles
9. Dilly beans
10. Dilled cauliflower
11. Brussel sprouts
12. Hamburger dill pickles
13. Any other pickled variety, label variety

CLASS M – DRIED FOODS

1/4 cup measurement, or as listed after herbs, should be displayed in sealed, clean, clear plastic bag. Contents will be discarded at close of fair.

Item No.

1. Corn
2. Onions
3. Carrots
4. Peppers
5. Any other vegetable not listed, label variety
6. Apples
7. Peaches
8. Cherries
9. Any other fruit not listed, label variety
10. Apple leather

11. Banana chips
12. Tomato leather
13. Any other fruit or vegetable leather or chip not listed, label variety
14. Parsley, 1/4 cup
15. Dill, 1/4 cup
16. Chives, 1/4 cup
17. Any other herb or seasoning not listed, label variety, 1/4 cup



NEW – 2025 Wisconsin County Fair...Cheesy Beer Bread Bash Contest

WI State Fair – Saturday, August 9, 2025

The winner will need to provide a loaf of their Digging Local...Cheesy Beer Bread in a standard loaf pan to WI State Fair.

Sponsored by the Wisconsin State Fair

Each County & District Fair can advance one Digging Local...Cheesy Beer Bread Baker to the statewide 2025 Wisconsin County Fair...Digging Local...Cheesy Beer Bread Bash contest to be held on Saturday, August 9, 2025

Let's celebrate Digging Local with your best cheesy beer bread! Must contain yeast. Let local flavors take center stage by showcasing your area craft brew and pair it with your regional legend-dairy cheese. No better way to dig into this beer bash than with two iconic Wisconsin staples – cheese and bread. Start crafting your award-winning loaf of cheese beer bread now!

La Crosse Interstate Fair Entry Process

- Make an exhibitor entry online in Blue Ribbon
- Contest is open to Youth and Adults and will be judged separately for fair premium placing.
- Top Blue from Youth and Open Class will compete to represent the county.

One winner from the fair will represent us at the Wisconsin State Fair, 2025 Wisconsin County Fair...Digging Local...Cheese Beer Bread Bash contest.

1st \$2.00 2nd \$1.75 3rd \$1.50 4th \$1.25
CLASS O – 2025 Wisconsin County Fair...Digging Local...Cheesy Beer Bread Bash Contest

Item No.

1. Cheesy Beer Bread
(1 standard loaf pan size of 9"x5" or 8 1/2"x4 1/2")

Rules for Entry:

- Please provide a copy of the recipe
- Recipe must be typed on 8 1/2" x 11"
- Recipe font size must be 12 point or 14 point
- If recipe is more than one page, use additional sheets of paper (single sided only) See sample below.
- All entries must be typed or they will be disqualified.
- All entries must be original to the baker entering them.
- No prepared mixes may be used.
- All bread entries must contain yeast.

Score Card for 2025 Wisconsin County Fair...Digging Local...Cheesy Beer Bread Bash

Taste	40
Use of Wisconsin Ingredients	35
Creativity	25
TOTAL	100

2025 KING ARTHUR BAKING CONTEST



OPEN TO: All Open Class Foods Exhibitors
 KING ARTHUR BAKING CONTEST PRIZES: Adult Category

- 1st place: \$75 gift certificate to shopping at kingarthurbaking.com
- 2nd place: \$50 gift certificate to shopping at kingarthurbaking.com
- 3rd place: \$25 gift certificate to shopping at kingarthurbaking.com
- All winners will also receive a gorgeous ribbon

RULES FOR ENTRY:

1. Pre-enter with your fair entry.
2. Exhibitor must bring the opened bag of King Arthur Flour or submit a UPC label from the flour bag when he/she submits the entry.
3. Contestant may enter a recipe of choice or use one from the King Arthur website:
<https://www.kingarthurbaking.com/recipes/cowboy-cookies-recipe>
4. Must provide a legible recipe, with the entry, preferably typed on a 3"x5" or 4"x6" card
5. All entries must be placed on fair provided disposable trays.
6. Failure to follow the rules may result in disqualification.
7. King Arthur is not responsible for replacing lost or misplaced prizes or ribbons (including: gift cards).

Criteria for judging of baked goods.

Taste.....	50 points
Overall Appearance + Creativity.....	25 points
Texture.....	25 points
TOTAL.....	100 points

Premiums:

1st \$2.00 2nd \$1.75 3rd \$1.50 4th \$1.25

CLASS N – KING ARTHUR BAKING CONTEST

Item No.

1. Cowboy Cookies (3)

Required format for Digging Local...Cheesy Beer Bread recipe

Baker Name _____	
County or District Fair Name _____	
Ingredients:	
_____	_____
_____	_____
_____	_____
_____	_____
Recipe:	

Must be on 8½" x 11" paper

The Junior Division winner and Open Class will compete to represent the county at the WI State Fair. The county winner will receive 2 complimentary tickets to state fair and one parking pass valid for Saturday, August 9, 2025.

Awards provided by Wisconsin State Fair:

- 1st - \$200
- 2nd - \$100
- 3rd - \$50
- 4th - \$25

MARLEEN STELLO – FOODS & NUTRITION AWARD, CLASS A-F, FF and N-O (BAKING CLASSES)

BEST OF SHOW – ROSETTE – FOODS & NUTRITION

DEPARTMENT 126 OPEN CLOTHING



Superintendent – Patsy Betsinger

No more than one entry will be permitted under any item number by one exhibitor. All articles must be the handiwork of the exhibitor and ANY ARTICLES OVER TWO YEARS OLD, OR THOSE HAVING TAKEN A PREMIUM AT THIS FAIR PREVIOUSLY, WILL NOT BE ALLOWED TO COMPETE FOR PREMIUMS.

Articles must be new and finished-SOILED ARTICLES NOT ACCEPTED.

The judge is instructed not to award premiums, unless the articles are deemed worthy of merit or to articles borrowed or purchased for competition, nor to those incorrectly named. Items not meeting requirements may be disqualified.

Premiums:
1st \$4.50 2nd \$3.50 3rd \$2.50 4th \$1.50

CLASS A – ADULT OR TEENAGER GARMENTS (men's or women's)

Item No.

1. Coat or jacket
2. Suit, unlined

Premiums:
1st \$2.50 2nd \$2.25 3rd \$2.00 4th \$1.50

3. Dress, best wear
4. Dress
5. Purchased clothing item retrofitted/embellished with appliqué
6. Costume, adult

Premiums:
1st \$2.00 2nd \$1.75 3rd \$1.50 4th \$1.25

7. Vest
8. Jogging Suit
9. Slacks
10. Housecoat or robe
11. Nightwear, pajamas or gown
12. Jumper or jumpsuit
13. Pant dress or bottoms
14. Shirt
15. Shirt (knit or stretch)
16. Sweatshirt art
17. Any other clothing not listed

Premiums:
1st \$1.75 2nd \$1.50 3rd \$1.25 4th \$1.00

18. Skirt, wool
19. Skirt, other than wool
20. Blouse
21. Apron
22. Fashion item (purse, hat, tie, handkerchief, etc.)
23. Hanger for tea towel

Premiums:
1st \$2.50 2nd \$2.25 3rd \$2.00 4th \$1.50

CLASS B – INFANTS' AND CHILDREN'S CLOTHING

Item No.


1. Child's coat or jacket

Premiums:
1st \$1.75 2nd \$1.50 3rd \$1.25 4th \$1.00

3. Infant dress
4. Infant sleeper
5. Child's sport outfit (2 piece)
6. Vest
7. Child's dress, best wear
8. Child's dress, general wear
9. Child's housecoat, bathrobe
10. Youth nightwear
11. Shirt
12. Shorts
13. Pants
14. Knit top
15. Costume, infant/child
16. Doll clothes
17. Any other child's garment not listed

BEST OF SHOW – ROSETTE – CLOTHING

DEPARTMENT 127 OPEN KNITTING and CROCHETING



Superintendents – Patsy Betsinger

Premiums:
1st \$2.00 2nd \$1.75 3rd \$1.50 4th \$1.25

CLASS A – KNITTING (Articles must be blocked, unless specified elsewhere)

All entries are to be hand-knitted unless indicated.

Item No.

1. Baby's cap
2. Baby's booties
3. Baby's sweater
4. Ladies stole/shawl (shrug or poncho)

5. Vest
6. Child's garment
7. Mittens-4 needle
8. Socks

Premiums:

1st \$1.75 2nd \$1.50 3rd \$1.25 4th \$1.00

9. Mittens-2 needle
10. Slippers
11. Scarf
12. Hat

Premiums:

1st \$2.25 2nd \$2.00 3rd \$1.75 4th \$1.50

13. Child's sweater
14. Sampler afghan, 3 or more different knitted design samples

Premiums:

1st \$3.00 2nd \$2.50 3rd \$2.00 4th \$1.50

15. Ladies or men's sweater, pullover
16. Ladies or men's sweater, cardigan
17. Afghan, baby
18. Afghan, adult

Premiums:

1st \$2.50 2nd \$2.25 3rd \$2.00 4th \$1.50

19. Any knitted child's toy
20. Any knitted decorative item
21. Any other knitted garment
22. Any other knitted item

CLASS B – CROCHETING

Item No.

1. Afghan, baby
2. Afghan, adult
3. Wall hanging
4. Sweater

Premiums:

1st \$1.75 2nd \$1.50 3rd \$1.25 4th \$1.00

5. Infant wear
6. Stole/Shawl
7. Any other garment
8. Doilies, under 12"
9. Doilies, over 12"
10. Placemats (2-4)
11. Pillow
12. Mittens
13. Hat
14. Bag or Purse
15. Crocheted child's toy
16. Any other crocheted item

Premiums:

1st \$2.00 2nd \$1.75 3rd \$1.50 4th \$1.25

CLASS C – TATTING

Item No.

1. Collar
2. Any other tatted wearable item
3. Any other tatted article not listed

BEST OF SHOW – ROSETTE – KNITTING & CROCHETING

Articles must be new and finished-SOILED ARTICLES NOT ACCEPTABLE.

The judge is instructed not to award premiums, unless the articles are deemed worthy of merit or to articles borrowed or purchased for competition, nor to those incorrectly named.

Items not meeting requirements may be disqualified.

Premiums:

1st \$1.75 2nd \$1.50 3rd \$1.25 4th \$1.00

CLASS A – NEEDLEWORK

DEFINITIONS

Original design; "Not From A Kit"

Kit; commercially designed and colors included

Embroidery must be hand stitched-not machine stitched unless indicated. Any item not meeting the requirements may be disqualified

Item No.

1. Embroidery, pillow cases (pair)
2. Embroidery, luncheon cloth
3. Embroidery, towels (3)
4. Embroidery, dresser scarf
5. Embroidery, any other item, not machinery done
6. Embroidery, any other item, machinery done
7. Embroidery, any other, more than one piece
8. Counted cross stitch, original design, any item
9. Counted cross stitch, from kit, any item
10. Cross stitch, pre-stamped, any item
11. Plastic canvas art
12. Stitchery, original design, wall hanging, framed
13. Stitchery, original design, wall hanging (unframed)
14. Stitchery, original design, any item not listed above
15. Stitchery, wall hanging from kit (framed or unframed)
16. Stitchery, from kit, any item not listed
17. Stitchery-pot holders (2)
18. Latchhook, wall hanging, original design
19. Latchhook, wall hanging, kit
20. Hardanger, dresser scarf
21. Hardanger, item for use in the home
22. Hardanger, item made from a kit
23. Hardanger, item made from original design
24. Hardanger, any other article not listed
25. Smocking, any article
26. Huck darning, any article
27. Net Lace darning, any article
28. Place mats, 4, with napkins (fabric)
29. Appliqué, any article - machine done
30. Appliqué, any article - hand done
31. Luncheon or tablecloth
32. Pillow-appliqué
33. Pillow-quilted
34. Pillow-stitchery
35. Pillow-needlepoint
36. Pillow-any other not listed, add a note card and identify what work exhibitor did on the pillow

Premiums:

1st \$4.50 2nd \$3.50 3rd \$2.50 4th \$1.50

CLASS B – RUGS

Item No.

1. Braided
2. Crocheted
3. Hooked (latch)
4. Hooked (punch hook)
5. Woven on loom

Premiums:

1st \$4.50 2nd \$3.50 3rd \$2.50 4th \$1.50

QUILTS (must be hand, machine quilted or tied by exhibitor)

CLASS C – Exhibitor Made and Hand Quilted

CLASS D – Exhibitor Made and Machine Quilted

CLASS E – Exhibitor Made and Tied

CLASS F – Exhibitor Made / Professionally Hand Quilted

CLASS G – Exhibitor Made / Professionally Machine Quilted

**DEPARTMENT 128
OPEN HOME FURNISHINGS**



Superintendent – Patsy Betsinger

No more than one entry will be permitted under any item number by one exhibitor. All articles must be the handiwork of the exhibitor and ANY ARTICLES OVER TWO YEARS OLD, OR THOSE HAVING TAKEN A PREMIUM AT THIS FAIR PREVIOUSLY, WILL NOT BE ALLOWED TO COMPETE FOR PREMIUMS.

Item No.

1. Quilt, embroidered
2. Quilt, pre-stamped and embroidered
3. Quilt, pieced
4. Quilt, appliquéd
5. Quilt, for baby or a child's crib
6. Quilt, sampler
7. Quillo
8. Wall-hanging, pieced
9. Sampler wall hanging
10. Tablerunner
11. Any other quilted item. Not previously listed

Premiums:

1st \$1.75 2nd \$1.50 3rd \$1.25 4th \$1.00

CLASS H – OTHER HOME FURNISHINGS ARTICLES

(Made by the exhibitor) Items in Class H must be made of fabric and/or include stitchery.

Item No.

1. Stuffed animal
2. Stuffed homemade toy
3. Stuffed bear
4. Decorative wreath
5. Christmas tree skirt
6. Refrigerator ornaments
7. Any potholder, pieced, not stitchery
8. Tablerunner, not quilted
9. Other Home Furnishings items made of fabric not listed above

BEST OF SHOW – ROSETTE – HOME FURNISHINGS
MARLEEN STELLO – HOME FURNISHINGS / HOME
ENVIRONMENT AWARD, CLASS A-H

Best of Luck On Your Fair Exhibits!



JUNIOR FAIR PREMIUM LIST

**ENTER ALL EXHIBITS UNDER CORRECT ENTRY NUMBERS (DEPARTMENT, CLASS & ITEM NUMBER)
ALL ENTRIES PROCESSED BY DATA PROCESSING.**

FAIR ENTRY: Articles may be brought for entry at the Fairgrounds **Tuesday, from 6-8 p.m. or Wednesday, 8 a.m.-12 noon.** It is suggested that perishable items & animals be brought in Wednesday morning. **All items must be in place by 12 noon, Wednesday, unless otherwise noted.**

***No junior fair exhibitor shall stay overnight during the Fair without written permission from the Ag. Society.**

1. The Junior Fair is open to La Crosse County Members of 4-H, FFA, FHA, Boy Scouts, Girl Scouts, or any other youth organization having adult leadership and an educational program approved by the local fair. All exhibits must be the result of labor of the exhibitor. Proof may be demanded if any exhibits are questioned and may be disqualified by the Superintendent if not satisfactory. To enter the fair as a Junior exhibitor youth **must be enrolled members of the youth organization by April 1 of the exhibit year.**

All members must be in good standing with their organizations. Decisions made by another WI DATCP fair organization regarding banned members will be honored by the La Crosse County Ag Society as a means of partnership and respect. This includes any conclusions made and time-frames imposed.

If the Junior Fair exhibitor is entering as a 4-H Member, the exhibitor must be a 4-H member in good standing and have been enrolled in **grades K-13 during the 2024-2025 school year.** Members may only exhibit in those project areas in which they are enrolled.

If the Junior Fair exhibitor is entering as a member of another Youth Organization, the member must be **between the ages of 8 and 19 on January 1 of the exhibit year (1/1/25)** and be an enrolled member of the approved youth organization. Exhibitors may only exhibit in project areas in which they are enrolled or which corresponds with the educational program of the organization of which they are members.

Any youth organization not already approved by the Ag Society may make a request for approval by April 1 of the exhibit year. Exhibitor shall provide their date of birth, proof of youth division membership and a statement of the education completed that qualifies for the organization and meets the state eligibility for exhibit. At least an hour of education shall be completed in the animal species or area of the membership. A statement of qualifying education shall be submitted to the Fair Secretary by June 13 of the exhibit year.

Approved Youth Organizations by the La Crosse County Ag Society are: La Crosse County 4-H Clubs, Jr. Holstein/Jr Dairy, WI Junior Brown Swiss, WI Jr Southdown Assn, WI Suffolk Sheep Assn, WI Livestock Breeders Assn, Jr Herford Association, WI Dairy Goat Association, FFA Chapters (Bangor, Holmen, Melrose-Mindoro, West Salem), Jr Coulee Region Woodcarvers, La Crosse County Girl Scouts and Boy Scouts.

Exhibitors meeting the above qualifications are eligible for prizes paid.

2. All exhibits must be in place by **12 noon on Wednesday,** unless otherwise noted.
3. No more than one animal can be shown in the same class by one and the same exhibitor.
4. Superintendents or judges may disqualify unworthy exhibits.
5. A herdsman will be in charge of the club livestock entries and each exhibitor will be expected to take care of his flock under the herdsman's direction.
6. Any youth entering an animal or article in the Junior Fair will not be permitted to enter the same animal or article in open class.
7. All Junior Fair Exhibitors are encouraged to be present at the time their entries are being judged.

8. Classes judged face-to-face require the exhibitor or a representative to be present or the article will not be judged and will not receive a premium.
9. Merit awards will be awarded to exhibits the judges feel are unique or outstanding.
10. All poster entries are to be 14" x 22" unless otherwise stated.
11. **All Animal Species - Fitting and Showing** - During the fair, it is the individual youth exhibitor's responsibility to prepare his/her exhibit for show/exhibition. The youth exhibitor may be assisted verbally or with written educational instructions with the preparation of his/her livestock exhibit by his/her 4-H/FFA project leader. Hands on assistance may come from another La Crosse County youth exhibitor, and/or family members (parents, step-parents, grandparents, aunts, uncles, siblings, step-siblings, legal guardian).

This is an educational activity and learning by doing is the La Crosse County Agricultural Society mission.



Superintendent – Kirstie Langrehr

RULES GOVERNING EXHIBITS

ALL PUREBRED CATTLE TO BE IDENTIFIED ACCORDING TO BREED ASSOCIATION RULES: TATTOO AND EARTAG ON EACH ANIMAL

NOTE: Members enrolled in Dairy may also exhibit items in Dept. 10, Class A. These are Vet Science non-animal items.

DAIRY – PUREBREDS (registration papers required)

- CLASS A – HOLSTEIN**
- CLASS B – GUERNSEY**
- CLASS C – JERSEY**
- CLASS D – BROWN SWISS**
- CLASS E – AYRSHIRE**
- CLASS F – MILKING SHORTHORN**

See ATCP160.08 in front of book for identifications; individual classes. Check activity calendar for entry dates and time.

Premiums:

1st \$9.00 2nd \$8.00 3rd \$7.00 4th \$5.00

Item No.

1. Heifer calf, spring (Mar 1-May 31)
2. Heifer calf, winter (Dec 1-Feb 28/29)
3. Heifer calf, fall (Sep 1-Nov 30)

Premiums:

1st \$11.00 2nd \$9.00 3rd \$7.00 4th \$5.00

Item No.

4. Heifer, summer yearling (Jun 1-Aug 31 pvs. year)
5. Heifer, spring yearling (Mar 1-May 31 pvs. year)
6. Heifer, winter yearling (Dec 1-Feb 28/29 pvs. year)
7. Heifer, fall yearling (Sep 1-Nov 30 pvs. year)

Premiums:

1st \$12.00 2nd \$10.00 3rd \$8.00 4th \$6.00

Ages run from Sept 1 to Aug 31. See ATCP160.08 in front of book for identifications; individual classes.

Item No.

8. Cow, 2 years up to age 3
9. Cow, 3 years up to age 4
10. Cow, 4 years up to age 5
11. Cow, 5 years old & over
12. Dry cow, 3 years old & over
13. Produce of Dam
14. Daughter of Dam

- RESERVE CHAMPION-ROSETTE
- CHAMPION FEMALE, JUNIOR-ROSETTE
- RESERVE CHAMPION FEMALE, SENIOR-ROSETTE
- CHAMPION FEMALE, SENIOR-ROSETTE
- GRAND CHAMPION FEMALE-ROSETTE
- RESERVE GRAND CHAMPION FEMALE-ROSETTE
- SUPREME CHAMPION OVERALL BREEDS-ROSETTE
- RESERVE SUPREME CHAMPION-ROSETTE

NOTE: In daughter-dam class and produce of dam class, the animals must be entered under the exhibitor's or family's name.

NOTE: Champions will be awarded in those breeds where there is competition. Grade Champions will not compete for supreme champion.

DAIRY – GRADES

- CLASS G – HOLSTEIN**
- CLASS H – GUERNSEY**
- CLASS I – JERSEY**
- CLASS J – BROWN SWISS**
- CLASS K – AYRSHIRE**
- CLASS L – MILKING SHORTHORN**
- CLASS M – ANY OTHER BREED**

Premiums:

1st \$9.00 2nd \$8.00 3rd \$7.00 4th \$5.00

Item No.

1. Heifer calf, spring (Mar 1-May 31)
2. Heifer calf, winter (Dec 1-Feb 28/29)
3. Heifer calf; fall (Sep 1-Nov 30)

Premiums:

1st \$11.00 2nd \$9.00 3rd \$7.00 4th \$5.00

Item No.

4. Heifer, summer yearling (June 1-Aug 31 pvs. year)
5. Heifer, spring yearling (Mar 1-May 31 pvs year)
6. Heifer, winter yearling (Dec 1-Feb 28/29 pvs year)
7. Heifer, fall yearling (Sep 1-Nov 30 pvs. year)

Premiums:

1st \$12.00 2nd \$10.00 3rd \$8.00 4th \$6.00

Ages run from Sept 1 to Aug 31. See ATCP160.08 in front of book for identifications; individual classes.

Item No.

8. Cow, 2 years up to age 3
9. Cow, 3 years up to age 4
10. Cow, 4 years old & over
11. Dry cow, 3 years old & over
12. Produce of Dam
13. Daughter of Dam

- RESERVE CHAMPION FEMALE, JUNIOR-ROSETTE
- CHAMPION FEMALE, JUNIOR-ROSETTE
- RESERVE CHAMPION FEMALE, SENIOR-ROSETTE
- GRAND CHAMPION FEMALE-ROSETTE
- RESERVE GRAND CHAMPION FEMALE-ROSETTE
- CHAMPION FEMALE, SENIOR-ROSETTE

CLASS N – SHOWMANSHIP

Watch for judging schedule posted at the fair. Schedule will depend on the weather.

Premiums:

1st \$3.00 2nd \$2.50 3rd \$2.00 4th \$1.50

Item No.

1. Junior, grades 3-6
2. Intermediate, grades 7-9
3. Senior, grades 10-13

Showmanship Guidelines

1. The animal's size must be appropriate for the age of the exhibitor.
2. All exhibitors must show an animal they are exhibiting in a fair entered class.

FRED HOTH MEMORIAL AWARD

Funds donated to the Ag. Society through the Fred Hoth Memorial has allowed the Jr. Fair Dairy showmanship premiums to be doubled over the maximum allowed by the Agriculture, Trade & Consumer Protection (ATCP 160), Chapter Ag. 5 rules governing WI fairs. The premiums stated are reflective of the doubled rate.

CLASS O – CLUB HERDS

Item No.

1. Club Herd - Trophy sponsored by Farm & Fleet,
 1. All club herds will consist of 5 animals, any breed, any sex, with at least 4 different exhibitors, must include at least two animals- senior yearling and younger.
 2. No more than 2 animals may be entered by 1 exhibitor.
 3. Clubs may select the animals for their participation immediately after judging is completed.
 4. No adult may be working with a club herd either before or while the herd is being shown.
 5. Clubs with less than 4 exhibitors can participate in club herds by announcing their intentions to do so to the dairy superintendent by 5:00 p.m. on entry day. These clubs will then be matched with another club by a drawing.
 6. Participation in club herds is voluntary.
 7. Only one herd per club.
 8. Ribbons Only


CLUB HERDSMANSHIP

NOTE: Herdsmanship will be judged by selected and qualified individuals. Judging times will be posted in the dairy barn.

LA CROSSE INTERSTATE FAIR HERDSMANSHIP AWARD SCORE CARD

Items to be considered when making the selection:

- | | |
|---|---------------------------------------|
| 1. PREPARATION OF THE EXHIBIT | 30% |
| a. Adequate bedding, properly packed, front higher than rear, and clean straw..... | 20% |
| b. Signs for each animal; appropriate and displaying complete information..... | 10% |
| 2. APPEARANCE AND ATTITUDE OF EXHIBITORS | 5%-20% |
| a. Knowledgeable, courteous and friendly; able to answer questions about the exhibit and/or cattle..... | 15% (scored only when judging verbal) |
| b. Clothes and person neat and clean; appropriate dress | 5% |
| 3. CARE OF THE EXHIBIT | 50% |
| a. Cattle clean, well-groomed; neat and attractive; blankets not on cattle except after washing or at night; tied properly; no flies..... | 25% |
| b. Bedding clean and dry; shows evidence of frequent re-working; rear edge neat and square..... | 10% |
| c. Aisles neat and clean; adequate width for visitors; feed and equipment stored neatly..... | 15% |
| TOTAL SCORE | 85%-100% |



LITTLE SQUIRTS DAIRY SHOW

The Little Squirts Dairy show is open to La Crosse County youth who are age 3 through second grade (completed).

The calf shown by the child must be born March 1, 2025 or later. The show will be held on Friday, July 18, 2025 immediately following the Junior Dairy Show starting approximately 1:00 p.m.

The calf is to be brought in that morning and taken home that afternoon.

Tie space will be provided. The child may also borrow a calf from a Junior Exhibitor.

Each child will be asked to lead his/her calf around and answer a question.

Every child will receive a participation ribbon and a gift.

Please register by July 1, 2025 with Barb Muenzenberger, W561 Muenzenberger Road, Coon Valley, WI 54623. Send her the child's name, age/grade, Parents first names, address, phone and youth t-shirt size. If you have any questions, call Barb at 608-452-4597 or email: bovalleyswiss@aol.com.

A special thank you to the Little Squirts sponsors:
Sponsors will be mentioned during the show.

2025 La Crosse Interstate Fair Junior Livestock Project(s) Rules

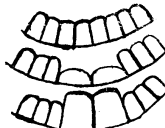
Objectives of the Junior Livestock Program:

Through participation in education workshops and livestock shows, youth will:

1. Learn and apply practical livestock production, management and marketing practices.
2. Have the opportunity to evaluate his/her educational experiences as they relate to livestock production.
3. Be provided the opportunity to grow in the area of personal development, which encourages character building, including honesty, integrity, credibility, responsibility, work ethic, resourcefulness and leadership skills.
4. Be provided an opportunity to meet new people, share ideas and learn to work cooperatively with others.
5. Have an increased awareness of career opportunities in the livestock/meat industry.
6. Be in a position to acquaint the public with youth livestock programs and the livestock industry, as well as how high quality, wholesome meat animals are produced for the consumer.

General Rules for Livestock Species (Beef, Sheep, Swine)

1. In order to exhibit livestock, a youth (exhibitor) must be a member, by April 1 of the exhibit year, of a La Crosse County 4-H, FFA, FHA, Scouting program, La Crosse County junior livestock breed association or any other recognized La Crosse County youth organization under adult leadership with an educational program approved by the local fair. Exhibitor must have beef, sheep or swine as a project. If the exhibitor is showing as a 4-H member, they must be in grades 3-13 during the exhibit year. If they are showing as an FFA member, as a member of a junior livestock breed association or other recognized youth organization, they must be between the ages of 8-19 on January 1 of the exhibit year. Proof of membership will be requested.
2. Market Animal Identification and Weighing procedures:
 - a. Market lambs, market hogs and market cattle will be identified with an ear tag provided by the La Crosse Youth Livestock provided by the superintendents or RFID tag.

- b. Market animals not identified by either a La Crosse Youth Livestock or RFID ear tag are not eligible to show at the fair.
- c. All market lambs (wether or ewe) must have a Scrapie tag from the farm of origin at Spring identification.
- d. All market cattle and market lambs will be identified by purchasing tags and completing paperwork in the spring. All needs to be completed through the superintendents.
- e. All market hogs will be identified with ear notches and La Crosse Youth Livestock ear tag numbers or RFID tags on the official paperwork. The fair Superintendent will coordinate, and communicate the dates and process to be followed.
- f. All beef, sheep and swine must come to the fair with a La Crosse Youth Livestock or RFID tag in the animal's ear.
- g. If a market animal loses a La Crosse Youth Livestock ear tag or RFID tag, the youth must contact the species Superintendent immediately for a replacement.
- h. Death of market animal: In the event that a market animal dies after it has been identified, the youth may replace the animal within 30 days of the Spring identification date. Contact the species Superintendent immediately in the event of animal death.
3. During Spring identification, animals can be entered using an individual exhibitor name or a family name for beef, sheep, and swine. Only members of the immediate family (siblings, step-siblings or legal guardianship) may be included under the family entry. All eligible exhibitors' names must be listed on identification/weigh-in sheets. **Animals cannot be cross-identified in non-immediate family members' names.** During the fair weigh-in, the exhibitor of the animal must be declared at the scale.
4. Breed of market animal must be declared by the youth or by the family during fair weigh-in and cannot be changed. This will be used to determine the fair livestock show classes.
5. Sheep Spring Weigh-In and Rate of Gain: Spring weigh-in for market lambs will be the first Saturday in May at the fairgrounds from 9:00 AM to noon. Market lambs cannot be born before January 1 of the exhibit year. Market lambs will be tagged with identification tags after they are weighed in. All male lambs need to be castrated/banded before the spring weigh-in. No castration/banding is allowed while at the spring weigh-in. To participate in the Rate of Gain, the wether or ewe lamb need to participate in a market lamb class.
6. Purebred Breeding and Purebred Market Livestock: At final weigh-in during the fair, exhibitor must have certificate of registration from appropriate breed association for all breeding stock (intact males and females) shown as purebred. Tattoos will be read and checked against registration papers. Tattoos must be legible. Check with department superintendent for time when breeding stock registrations will be reviewed.
7. Managerial Livestock Project (Beef Only): A managerial project is a breeding animal (intact male or female) that is under the supervision and daily care of, but not owned by, the exhibitor. A formal written agreement, provided by the Beef Superintendent(s), between the animal owner and the animal exhibitor, outlining the responsibilities/obligations of each party, is required. The completed agreement must be submitted at animal check-in during the fair.
8. Managerial Livestock Project (Sheep Only): A managerial project is a breeding animal (intact male or female) that is under the supervision and daily care of, but not owned by, the exhibitor. An exhibitor will be limited to showing six (6) managerial breeding animals. A formal written agreement, provided by the Sheep Superintendent(s), between the animal owner and the animal exhibitor, outlining the responsibilities/obligations of each party, is required. The completed agreement must be submitted at animal check-in during the fair.
9. Animal Health: See Wisconsin County, District & State Fairs Animal Health Rules and Regulations and Market Animal Health Rules listed in the La Crosse Interstate Fair Exhibitor's Handbook and Premium Listing.
10. Livestock Species Standards:
- steers showing signs of bulliness will not be permitted to show
 - prolapsed lambs will not be permitted to show
 - barrows, wethers, or steers not properly castrated will not be permitted to show
 - any animals with warts or active ringworm will not be permitted to show.
 - market lambs or breeding sheep with sore mouth will not be permitted to show
11. All steers are subject to age inspection and will be mouthed during fair weigh-in to meet age requirements. Steers must have all 8 temporary center incisors in place and no permanent teeth. Steers will be veterinary inspected with expenses paid by La Crosse Youth Livestock Committee.
- Typical mouth of calf at various ages:
- 18 months-calf has 8 temporary incisors
 - 22 months-Two temporary incisors lost and being replaced by permanent teeth
 - 26 months-Two permanent incisors in place. Permanent incisors are about 3 times the size of temporary incisors. This calf would not be allowed to show. If you are not positive of your calf's age, check its teeth before coming to show. See diagrams below.
- 
12. Market Animal Drug History Form: All exhibitors exhibiting animals in any market animal class are required to complete a Market Animal Drug History form for each animal shown. Exhibitors and their parents or guardians must sign the Market Animal Drug History form attesting to proper withdrawal of all additives and injections administered to the animals being shown. Forms are available from the department superintendent and are due at weigh-in.
13. Arrival at the Fair: All market beef, swine and sheep need to be in place by 10 AM on Wednesday. Special arrival times for Tuesday evening will be coordinated by the species superintendents.
14. Weigh In Times: La Crosse Interstate Fair Weigh-in will be held as follows:
- Market Lambs – Wed., 10:00 a.m. to 12 noon
 - Market Hogs – Wed., 12 noon -2 p.m.
 - Market Beef – Wed., 3:30 – 4:00 p.m.
- Sheep and Swine will be weighed on the existing swine scale with sheep weighed first. Sheep will follow the same rule as swine, one time across the scale and all weights are FINAL. Times are subject to change. Confirm time with the department superintendent. There will be no reweighs.
- For Beef, it is the responsibility of the beef exhibitor and their immediate family to lead their market animal to the weigh-in chute and onto the scale in a safe and timely manner during the designated weigh-in time frame. Inability to do so safely and in

- control of the animal, can result in the animal being disqualified from the show and scale events.
15. Livestock exhibits must be shown by the exhibitor unless special arrangements are made with the superintendent prior to the beginning of the show. If the exhibitor has more than one animal in a class, the additional animal must be shown in the ring by an eligible exhibitor participating in the fair.
 16. Exhibitor Numbers: Livestock exhibitors must wear exhibitor numbers distributed by the department superintendent of each species during the livestock show.
 17. Fitting, Showing and Care - During the fair, it is the individual youth exhibitor's responsibility to prepare his/her exhibit for show/exhibition. The youth exhibitor may be assisted verbally or with written educational instructions with the preparation of his/her livestock exhibit by his/her 4-H/FFA project leader. Hands on assistance may come from another La Crosse County youth exhibitor, and/or family members (parents, step-parents, grandparents, aunts, uncles, siblings, step-siblings, legal guardian).

For safety reasons, any individual may be able to step in and assist with a run away or out of control animal.

This is an educational activity and learning by doing is the La Crosse County Ag. Society mission.
 18. Animals in showmanship classes are to be shown by the exhibitor who entered the animal. During showmanship classes, judging is based on the youth's ability to fit and show his/her animal to its best advantage, adult assistance may only be provided to secure and return a "run away" animal to the exhibitor, with this assistance preferably being provided by show personnel.
 19. Dual Species and Showmanship: If an exhibitor is planning on exhibiting more than one species in Showmanship for Dairy, Beef, Swine, Sheep, Goat and Horse, the exhibitor must declare their primary species on day one of the fair to the fair office. If undeclared, and the exhibitor is the top showman in more than one species, the first species shown will become primary. This is for determining the participants in the Round Robin competition.
 20. Showmanship classes are as follows:
 - Novice class, grades 3-6
 - Junior, grades 3-6
 - Intermediate, grades 7-9
 - Senior, grades 10-13

Novice class is for a beginner/learner or a first or second year showman not wanting to compete in the Junior class. Novice will not participate in Round Robin Showmanship event on Sunday if placing first in the class.

Youth will participate in showmanship based upon the grade that they were in on January 1 of exhibit year. Showmanship order for all species begins with senior, then intermediate, and followed by junior. The superintendents may divide a showmanship class that is large into two or more approximately equal groups with each group judged as a class. Winners of divided heats will then be grouped together to compete for class champion.
 21. Animals deemed uncontrollable and/or unsafe to exhibit by the department superintendents will be dismissed from the fairgrounds and premiums will be forfeited.
 22. During the livestock show, it is the exhibitor's responsibility to be a courteous and safe showman by controlling their animal. If an animal gets away from an exhibitor two or more times during the show, the exhibitor may be asked to leave the show ring by the judge or by the department superintendent. If asked to leave the ring, the animal will be placed last in the class.
 23. If an exhibitor, parent or an immediate family member shows disrespect, either verbal or physical, to judges, superintendents, parents, fellow participants or livestock show personnel, he/she shall be subject to review by the department superintendent, the La Crosse Youth Livestock designee(s), and the La Crosse County Ag Society designee(s). If behavior is found to be inappropriate, the exhibitor will forfeit all premiums and may not be eligible to show and/or sell an animal in the auction and could include the inability to exhibit the following year.
 24. Exhibitors of livestock must have their entries clean and orderly by 9:00 am each day of the fair. Livestock superintendents will periodically check barn area to ensure acceptable appearance.
 25. **All entries are exhibited at the exhibitor's own risk. The La Crosse County Agricultural Society, the La Crosse Interstate Fair and the La Crosse Youth Livestock Committee will take every reasonable precaution but will not be responsible for damages, loss or theft.**
 26. All livestock exhibitors are required to furnish feed and water for their animals. Any exhibitor who does not properly care for their livestock at the fair will have necessary costs deducted from their premiums and will be asked to remove their animal from the fairgrounds by the superintendent in cooperation with the La Crosse County Agricultural Society.
 27. Carcass Contest / Ultrasound Evaluation: Each livestock exhibitor in Beef, Swine, Sheep and Goat) will be allowed one animal to participate in the ultrasound evaluation. If an exhibitor is showing more than one species, exhibitor will determine which species to enter in the Carcass Contest / Ultrasound Evaluation. See species Special Awards section for carcass awards.
 28. Exhibitors having stalling/pen space assigned them will not be allowed to change to another position without first obtaining consent of the Superintendent of that department. Only those animals shown may be kept in stalls/pens on the fairgrounds.

Swine exhibitors will be allowed 1 pen per/exhibitor for 2 hogs. If there are 3 hogs then 2 pens will be allowed.
 29. Livestock exhibits, except steers shipped to market at 5:00 pm on Sunday, will not be removed before 6 pm on Sunday.
 30. Shipping of auction animals: Each market animal will be issued a livestock shipping document by the La Crosse Youth Livestock. Pertinent ownership information will be included on the shipping document as the animal passes through the scale. The committee will use this document to schedule trucking of auction animals.
 31. Herdsmanship is encouraged through herdsman awards as determined by the La Crosse Interstate Fair premium list.
 32. All problems are to be reported to the department superintendents. Any emergency not provided by these rules shall be referred to the superintendents along with the La Crosse County Agricultural Society. Any decision made by the La Crosse County Agricultural Society shall be final.
 33. Liability: All livestock shall be at the risk and responsibility of the exhibitor. See liability statement listed in the La Crosse Interstate Fair Premium List under General Regulations.
 34. Ethics: See ethics statement listed in the La Crosse Interstate Fair Premium List under General Regulations.

2025 La Crosse Youth Livestock Auction Rules

The La Crosse Youth Livestock Committee is responsible for the La Crosse Interstate Fair Junior Livestock Auction.

2025 La Crosse Youth Livestock Board

Aaron Langrehr, Wade Olson, Mel Hart, Steve Huffman and Kaitlyn Opland

Follow them on Facebook: La Crosse Youth Livestock or email: lacrosseyouthlivestock@gmail.com

In order to participate in the La Crosse Interstate Fair, La Crosse Youth Livestock Auction, participants must comply with the following rules:

1. Youth Eligibility: In order to sell an animal in the auction, a youth must be a member, by April 1 of the exhibit year, of a La Crosse County 4-H, FFA, FHA, Scouting program, La Crosse County junior livestock breed association or any other recognized La Crosse County youth organization under adult leadership with an education program approved by the La Crosse County Agricultural Society. Exhibitor must have beef, sheep, swine or goat as a project. If the exhibitor is showing as a 4-H member, they must be in grades 3-13 during the exhibit year. If they are showing as an FFA member, as a member of a junior livestock breed association or other recognized youth organization, they must be between the ages of 8-19 on January 1 of the exhibit year. Proof of membership will be requested.
2. Education Requirements: All livestock project members must have attended at least two (2) educational species session exhibited by the youth (animal selection, judging, grooming and fitting, etc.) sponsored by, or approved by La Crosse Youth Livestock (LYL) in order to participate in the auction. FFA members will be allowed to use livestock functions to count as educational sessions towards meeting their educational requirement for selling. The livestock functions should be approved by the La Crosse Youth Livestock Committee. **Youth for the Quality Care of Animals (YQCA) is required of all beef, swine, sheep and goat project members who sell an animal in the auction.**
3. Showmanship Participation: The La Crosse Youth Livestock Committee requires that market animal exhibitors must participate in showmanship in each livestock market that they show to ensure eligibility in the auction.
4. Animal Eligibility: All auction animals must comply with **all** La Crosse Interstate Fair junior livestock show and project rules. **Animals must be eligible to show in order to be eligible to sell in the auction.**

To be eligible for the auction, animals must meet the following requirements:

Market Beef

- beef mini market beef must weigh a minimum of 700 pounds.
- beef and beef-cross animals must weigh a minimum of 1050 pounds
- dairy and dairy-beef cross animals must weigh a minimum of 1150 lbs except for Jersey and Guernsey which is 900 lbs.
- those showing staginess will be disqualified.

Market hogs-any breed or crossbred

- gilts are eligible
- must weigh a minimum of 230 pounds, maximum 320
- auction sale will pay up to 300 pounds

Market lambs-any breed or crossbred

- ewe lambs are eligible

- must weigh a minimum of 110 pounds
 - no maximum weight limit
 - prolapsed lambs will not be allowed to sell
5. Auction Species Order: The La Crosse Youth Livestock Committee determines the order in which each species is sold during the auction. An annual rotation of beef, market hogs, and market lambs is observed.
 6. Judges' Role in Auction Selection & Order: Beef and Sheep judges will select animals for the auction. Judges' decision is final in determining eligibility of each market animal in the livestock auction. Judges of beef and sheep species will determine the order in which beef and lambs will sell. Swine superintendent will select market hogs at random for auction.
 7. Champions Required to Sell: The supreme champion and reserve supreme champion market animal of each department (beef, sheep and swine) must sell at auction. The supreme champions and the reserve supreme champions of each species will sell first, followed by the top and reserve showman.
 8. Number of Animals per Each Youth: Exhibitors may sell only one animal in the auction. Exception: an exhibitor may sell more than one animal if the animal is the supreme or reserve supreme champion of beef, sheep or swine.
 9. Exhibiting/Selling Multiple Species: If the exhibitor has more than one species selected for the auction, **it is the responsibility of the exhibitor to contact the La Crosse Youth Livestock Committee no later than 5:00 pm on Friday to indicate which species will sell. This may be adjusted depending on show times.**
 10. Youth Presence at Auction: All exhibitors selling an animal in the auction must be present to sell his/her own animal. If the exhibitor cannot be present, they must submit a written excuse to the La Crosse Youth Livestock Committee officers by noon on the day of the auction.
 11. Attire: During the Junior Livestock auction, junior exhibitors selling an animal will not be allowed to wear farm logos inside or outside of the auction ring.
 12. Animal Care After the Auction: Once an animal is sold, it becomes the property of the buyer. However, the exhibitor must adequately bed, feed and water the animal until it is shipped to market following the auction. If an exhibitor abandons an auction animal, the La Crosse Youth Livestock Committee will care for the animal and will deduct all money over market price from the exhibitor's auction check. The La Crosse Youth Livestock Committee will retain all money deducted from the exhibitor's auction check. Fair premiums will also be withheld and exhibitor will not be permitted to participate in their next eligible auction.
 13. Shipping/Trucking: Only animals sold at the Jr. Livestock Auction and all other swine shown in the terminal swine show will be eligible for trucking. LYL will handle the trucking for only the sale animals going to Craig's Meats, Brock's Butcher Block, Equity, Foss Fine Meats and Steve's Country Meats. The remaining terminal swine will have the same locations adding on Fennimore Livestock Exchange as another option. For Equity Cooperative Livestock Sales Association and Fennimore Livestock Exchange the current day's sale price will be the selling price for the location. All terminal swine not in the sale will ship on designated trucking. Marking of the animals will be coordinated by the LYL/Superintendents and the individual exhibitors. All exhibitors are responsible for finding buyers for additional animals not sold in the sale. **Trucking of all other beef and sheep animals will be the sole responsibility of the animal's owner.** Animals sold on Premium will not be eligible for trucking.

Each market animal will be issued a livestock trucking document by the La Crosse Youth Livestock Committee. Pertinent ownership information will be included on the shipping document as the animal passes through the scale. The committee will use this document to schedule trucking of auction animals.

14. **Beef Halters:** An adequate halter must be left on steers until shipped to market. Halters will be returned to exhibitor if labeled with exhibitor's name.
15. **Animal Inspections/Tampering:** All beef, swine and lambs sold in the auction are inspected for evidence of tampering upon slaughter. Any animals not clearing inspection will forfeit auction payment, ribbons, prizes, and premiums and exhibitor will not be permitted to participate in their next eligible auction.
16. **Auction Set Up/Tear Down:** All exhibitors participating in the auction and their parents/guardians are required to assist with assembling and/or dismantling of the auction area. Assembly of the auction area will take place early Saturday afternoon and will be announced via signage in the barns and announcements. Dismantling of the auction area will take place immediately following the auction.
17. **Participation in Other County Fair Auctions:** Exhibitors are eligible to sell an animal in only one (1) county junior livestock auction. Selling one animal at the La Crosse Interstate Fair Junior Livestock Auction and one animal at another county junior livestock auction will result in the exhibitor being barred from future auctions at the La Crosse Interstate Fair.
18. **Auction Commission:** Five percent (5%) of each animal's auction price may be deducted by the La Crosse Youth Livestock Committee to offset auction-related costs such as trucking, advertising, insurance, youth education and donor/buyer recognition.
19. **Volunteers:** All auction workers, auctioneers, clerks of sale, and La Crosse Youth Livestock Committee members are volunteers and receive no compensation of any kind for their services.
20. **Reimbursement Rule:** Any livestock superintendent or individual seeking reimbursement for expenditures from the La Crosse Youth Livestock Committee needs prior approval before expenditures will be reimbursed.
21. **Buyer's Option:** The buyer can pay the premium (Sale Price minus Market Price times the weight of the animal) to the sales clerk. The exhibitor then retains ownership of the animal. A selling fee of 5% of the gross, on the amount of the sale, may be taken.
22. **Harassment of Buyers:** Any person or persons who are reported to the La Crosse Youth Livestock Committee for harassing any buyer for any reason will be subjected to a one (1) year suspension from selling in the Junior Livestock Sale. This will include all immediate family members defined as such: parents, step-parents, grandparents, aunts, uncles, siblings, step-siblings, legal guardian or any other relative per discretion of the La Crosse Youth Livestock Committee. The youth(s) involved may still show for exhibit but are ineligible for the sale. All La Crosse Youth Livestock Committee decisions are final.
23. **Auction Snack and Beverages:** This will only be served to the buyers, their guests and the volunteers who help with the actual sale
24. **Buyer Thank You/Check Hand-Out Meeting:** After the auction, each youth who sold an animal is required to do the following prior to receiving their auction check:
 - Attend the Check Hand-Out Meeting which will be held approximately 1-2 weeks after the fair at a date, time and

place to be communicated by the La Crosse Youth Livestock Committee and/or the Superintendents.

- Bring a stamped unsealed thank you note addressed to their buyer. This will be collected and auction checks given in return.
- A youth may send a family member or other representative to the meeting in their behalf.
- Should circumstances prevent a youth or representative to attend the Check Hand-Out Meeting, they must contact a member of the La Crosse Youth Livestock Committee to make arrangements to turn in their thank you and pick up their auction check by not later than August 15.
- If the youth does not comply with these rules, the La Crosse Youth Livestock Committee will mail a thank you to their buyer and mail the youth their auction check. That youth will not be allowed to participate in the La Crosse Youth Livestock Auction the following year.
- A picture delivery verification form needs to be signed by the buyer before the auction check can be picked up. Below is an example.

EXAMPLE

Picture Delivery Verification
_____ has delivered their
NAME _____
La Crosse Youth Livestock Sale animal photograph to the following buyer:
Buyer Signature: _____
Business Name: _____
Address: _____
City, State, Zip: _____
Date: _____

25. **Questions/Interpretation of Rules:** Any questions not provided for by the auction rules, or the interpretation of the auction rules, will be referred to the La Crosse Youth Livestock Committee Officers and their interpretation and/or decision will be final.

**DEPARTMENT 2
JUNIOR BEEF CATTLE**



Superintendents – Aaron Langrehr Assistant – Krista Pfaff

NOTE: Members enrolled in Beef may also exhibit items in Dept.10, Class A. These are Vet Science non-animal items.

Cattle will be weighted and identification will be verified on Wednesday from 3:30 pm to 5:30 p.m. Breeding stock registration papers will be inspected on Wednesday shortly after 1:00 p.m.

Judging will begin with showmanship (Senior, Intermediate & Junior) followed by breeding stock, then market steers.

Exhibitors with female and male beef breeding stock in purebred classes must present registration papers in the exhibitor's name, family name or farm name to the superintendents. Other female and male entries will show in crossbred classes.

**BEEF BREEDING STOCK (Female and Male)
Breeding Stock Age Classifications**

1. Junior Calf is one born on or after January 1 of the exhibit year. Calf must be at least four (4) months old at the time of exhibit.
2. Senior Calf is one whose date of birth is between September 1 and December 31 of the year proceeding the exhibit year.
3. Summer Yearling is one whose date of birth is between May 1 and August 31 of the year proceeding the exhibit year.
4. Junior Yearling is one whose date of birth is between January 1 and April 30 of the year proceeding the exhibit year.

5. Senior Yearling is one whose date of birth is between September 1 and December 31 of the second year proceeding the exhibit year.

- CLASS A – ANGUS**
CLASS B – HEREFORD/POLLED HEREFORD
CLASS C – CHAROLAIS
CLASS D – BUELINGO
CLASS E – ANY OTHER ENGLISH
CLASS F – ANY OTHER CONTINENTAL
CLASS G – CROSSBRED (no bulls)

	Premiums:			
	1st \$9.00	2nd \$8.00	3rd \$7.00	4th \$5.00
Item No.				
1.	Bull Calf, Junior			
2.	Bull Calf, Senior			
3.	Heifer Calf, Junior			

	Premiums:			
	1st \$11.00	2nd \$9.00	3rd \$7.00	4th \$5.00
Item No.				
4.	Heifer Calf, Senior			
5.	Heifer, Summer Yearling			
6.	Heifer, Junior Yearling			
7.	Heifer, Senior Yearling			

CLASS H – COW WITH CALF (all breeds)

	Premiums:			
	1st \$8.00	2nd \$7.00	3rd \$6.00	4th \$5.00
Item No.				
1.	Cow with calf, born Jan 1st to May 31st of current year (neither cow nor calf may be shown as another item)			

CLASS I – BRED & OWNED BREEDING HEIFER (all breeds)
 To be eligible for Bred & Owned class, the heifer must be bred and owned in the exhibitor's name only. Purebred, commercial/crossbred heifers of any age are eligible. Certificate of registration from an appropriate breed association must be presented to the superintendent. No premium; award only.

Item No.	
1.	Bred & Owned Breeding Heifer (ribbon only)

- CHAMPION MALE-ROSETTE
 CHAMPION FEMALE-ROSETTE
 CHAMPION COW/CALF PAIR-ROSETTE
 CHAMPION BRED & OWNED FEMALE-ROSETTE
 SUPREME CHAMPION FEMALE-ROSETTE
 RESERVE SUPREME CHAMPION FEMALE-ROSETTE

FEEDER / PROSPECT CALF – STEERS ONLY

CLASS J – FEEDER CALF (all breeds)
 To be eligible for the Feeder/Prospect Class the animal must be born between January 1 and May 31 of the exhibit year.

	Premiums:			
	1st \$9.00	2nd \$8.00	3rd \$7.00	4th \$5.00
Item No.				
1.	Feeder, Junior Calf			

MARKET – STEERS / HEIFERS

Breed registration papers are required for purebred class steers. Papers are not required in the crossbred, dairy or market heifer classes (Class L-O). If no papers are presented, animal will show as a crossbred.

The maximum number of market animal entries per exhibitor is three (3). When entering market steer(s) or heifer(s) for the fair, enter one item number for each animal. The appropriate weight divisions will be determined on entry day at the fair weigh-in.

All beef market class steers or heifers entered will be divided by weight for the correct classes. Weight classes are broken down into no more than 4 classes.

Exhibitors with market animals must have a signed Drug History Form (see Animal Health Rules).

The judge will select animals for the auction; only one animal per exhibitor may be in the ring for auction selection (unless Supreme and Reserve Supreme Champion). Exhibitor must be on the halter of the animal during auction selection.

- CLASS K – ANY BREED ENGLISH (Includes Buelingo)**
CLASS L – ANY BREED CONTINENTAL
CLASS M – BEEF CROSSBRED
CLASS N – DAIRY-BEEF CROSSBRED
CLASS O – DAIRY (100% DAIRY)
CLASS P – MARKET HEIFER (All Breeds)

	Premiums:			
	1st \$8.00	2nd \$7.00	3rd \$6.00	4th \$5.00
Item No.				
1.	Market Animal #1			
2.	Market Animal #2			
3.	Market Animal #3			

CLASS Q – LA CROSSE COUNTY BRED MARKET ANIMAL

To be eligible for the La Crosse County Bred Market Steer class the animal must be bred & owned by a Junior fair exhibitor or bred & sold by a La Crosse County beef producer. No premium; award only.

Item No.	
1.	La Crosse County Bred Market animal (No Premium)

- CHAMPION MARKET STEER-ROSETTE
 RESERVE MARKET STEER-ROSETTE
 SUPREME CHAMPION STEER
 RESERVE SUPREME CHAMPION STEER

CLASS R – SHOWMANSHIP

Showmanship begins with seniors.

Novice class is for a beginner/learner or a first or second year showman not wanting to compete in the Junior class. Novice will not participate in Round Robin Showmanship event on Sunday if placing first in the class.

	Premiums:			
	1st \$3.00	2nd \$2.50	3rd \$2.00	4th \$1.50
Item No.				
1.	Novice, grades 3-6			
2.	Junior, grades 3-6			
3.	Intermediate, grades 7-9			
4.	Senior, grades 10-13			

CLASS S – CARCASS CLASS

	Premiums:			
	1st \$6.00	2nd \$5.00	3rd \$4.00	4th \$3.00
Item No.				
1.	Carcass Class			

BEEF HERDSMANSHIP CLUB AWARD – Sponsored by the La Crosse Youth Livestock (LYL)

All exhibitors will be judged by club on the herdsmanship award criteria using the below scorecard.

- 1. GENERAL APPEARANCE and NEATNESS 35%**
- a. Adequate and proper usage of shavings/bedding for comfort of animal(s)
 - b. Decorations tasteful and attractive
 - c. Use of promotional or educational material in club exhibit space
 - d. Appropriate and clear signage for exhibitor, club and animal identification
 - e. Area is presentable and inviting to the fair guest

- 2. **APPEARANCE AND CONDUCT OF EXHIBITORS** 25%
 - a. Knowledgeable, courteous and friendly; able to answer questions about the exhibit and/or animal(s).
 - b. Clothes and person neat and clean; appropriate dress
- 3. **STORAGE OF FEED AND EQUIPMENT** 25%
 - a. Aisles neat and clean
 - b. Adequate aisle width for visitors
 - c. Show tack, equipment, brooms, rakes, shovels, feeding pans and pails are neatly stored.
- 4. **CLEANLINESS OF EXHIBIT AND ANIMALS** 15%
 - a. Animal(s) are clean, well-groomed; neat and attractive; tied/penned properly; no flies
 - b. Bedding clean and dry; shows evidence of frequent reworking and care of animal(s)
- TOTAL** 100%

SWINE MARKET CLASS

In the swine market classes you are able to show up to three (3) swine per exhibitor per item. When entering your swine for the fair, enter one item number for each animal for each market barrow or market gilt you actually have. The appropriate weight divisions will be determined on entry day at the fair weigh-in.

All swine market class barrows and gilts entered will be divided by weight for correct classes.

Market hogs weighing between 230 and 320 may show and will be eligible for the auction. However, the animal will be sold at 300 pounds maximum sale weight.

Market hogs over 320 pounds may show but will not be eligible for the auction.

All breed market classes A-H must have proof of national breed association registration certificate and meet breed qualifications to show as a representative of the respective breed. If no registration papers are available, the animal will show with the crossbred class.

In breed classes there must be 3 exhibits per class/weight group in order to show as a breed class, weight group, If there are not 3 exhibits per class, weight group, the exhibit will be moved to the Any Other Breed (AOB) Purebred class, weight group.

- CLASS A – POLAND CHINA
- CLASS B – CHESTER WHITE
- CLASS C – DUROC
- CLASS D – SPOTS
- CLASS E – YORKSHIRE
- CLASS F – HAMPSHIRE
- CLASS G – BERKSHIRE
- CLASS H – LANDRACE
- CLASS I – ANY OTHER BREED. PUREBRED
- CLASS J – CROSSBRED

Premiums:
1st \$12.00 2nd \$10.00 3rd \$8.00 4th \$6.00

- Item No.**
1. Market Hog #1
 2. Market Hog #2
 3. Market Hog #3

CHAMPION BARROW-ROSETTE
CHAMPION GILT-ROSETTE
SUPREME CHAMPION MARKET HOG-ROSETTE
RESERVE SUPREME CHAMPION MARKET HOG-ROSETTE

CLASS K-CARCASS CLASS-All breeds & crossbreds. Pigs must weigh 230-320 lbs. (Barrows and Gilts)

Premiums:
1st \$6.00 2nd \$5.00 3rd \$4.00 4th \$3.00

- Item No.**
1. Carcass class

CLASS L-SHOWMANSHIP
Showmanship begins with seniors.

Novice class is for a beginner/learner or a first or second year showman not wanting to compete in the Junior class. Novice will not participate in Round Robin Showmanship event on Sunday if placing first in the class.

Premiums:
1st \$6.00 2nd \$5.00 3rd \$4.00 4th \$3.00

- Item No.**
1. Novice, grades 3-6
 2. Junior, grades 3-6
 3. Intermediate, grades 7-9
 4. Senior, grades 10-13

SWINE HERDSMANSHIP CLUB AWARD

All exhibitors will be judged by club on the herdsmanship award criteria using the below scorecard.

- 5. **GENERAL APPEARANCE and NEATNESS** 35%
 - a. Adequate and proper usage of shavings/bedding for comfort of animal(s)

DEPARTMENT 3 JUNIOR SWINE



Superintendent – Jill Steinhoff Assistant – Jeff Stumlin

NOTE: Members enrolled in Swine may also exhibit items in Dept.10, Class A. These are Vet Science non-animal items.

The swine show at the La Crosse Interstate Fair is a non-terminal show for 2025, meaning that PERS and PEDv testing is required There will be no positive tested pigs allowed to enter or show at this year's fair.

Hogs must be weighed Wednesday 12:00 noon-2:00 p.m. Hogs entering the fairgrounds must be listed and identified on the Swine Identification Affidavit that was turned in by May 1st.

Exhibitors must comply with all DATCP Animal Health Rules and have their **Certificate of Veterinarian Inspection (CVI) Form** when unloading hogs at the fairgrounds. The CVI must include proper verbiage written by the inspecting veterinarian. Superintendent must inspect hogs before opening the trailer.

An **Animal Drug History** will need to be completed and turned in by weigh-in. This form will be provided by the Superintendent and is also available online.

The **Animal ID Check in Form** will need to be completed and turned in at weigh-in. This form will be provided by the Superintendent and is also available online.

All paperwork must be turned in to the Superintendent before that start of the weigh-in on Wednesday.

All Swine exhibitors must complete the **Youth for the Quality Care of Animals (YQCA) Training** and provide a certificate of completion. Certificates must be postmarked, emailed or hand delivered to the LYL or emailed to them at lacrosseyouthlivestock@gmail.com by July 1st, no exceptions.

All swine must have a **Porcine Reproductive and Respiratory Syndrome (PRRS) and Porcine Epidemic Diarrhea virus (PEDv) test within 90 days of the exhibition.** This includes the test date, type (both) and results. These results must be emailed to Jill Steinhoff by July 1st, no exceptions.

Jill Steinhoff
email: B4LSHOBBYACRE@YAHOO.COM

Carcass Class. Youth are allowed 3 market animals. No extra animal is needed for the carcass class entry. Each exhibitor will be allowed one livestock animal to participate in an ultrasound evaluation. Please enter under Class K if you plan to participate with one of your market hogs.

Enhanced Premiums: The La Crosse County Pork Producers has provided funding to double swine class and showmanship premiums. Premiums stated in the Exhibitor Guide and Premium List are at the doubled rates.

- b. Decorations tasteful and attractive
- c. Use of promotional or educational material in club exhibit space
- d. Appropriate and clear signage for exhibitor, club and animal identification
- e. Area is presentable and inviting to the fair guest

6. APPEARANCE AND CONDUCT OF EXHIBITORS 25%

- a. Knowledgeable, courteous and friendly; able to answer questions about the exhibit and/or animal(s).
- b. Clothes and person neat and clean; appropriate dress

7. STORAGE OF FEED AND EQUIPMENT 25%

- a. Aisles neat and clean
- b. Adequate aisle width for visitors
- c. Show tack, equipment, brooms, rakes, shovels, feeding pans and pails are neatly stored.

8. CLEANLINESS OF EXHIBIT AND ANIMALS 15%

- a. Animal(s) are clean, well-groomed; neat and attractive; tied/penned properly; no flies
- b. Bedding clean and dry; shows evidence of frequent reworking and care of animal(s)

TOTAL 100%

**CLASS H – CORRIDALE
CLASS I – SOUTHDOWN
CLASS J – ANY OTHER PUREBRED
CLASS K – COMMERCIAL**

**Premiums:
1st \$5.00 2nd \$4.00 3rd \$3.00 4th \$2.00**

Item No.

1. Spring ram lamb
2. Winter ram lamb
3. Fall ram lamb
4. Yearling ram
5. Spring ewe lamb
6. Winter ewe lamb
7. Fall ewe lamb
8. Mixed pair of lambs, 1 ram, 1 ewe, must have been shown by exhibitor, in individual classes, in respective breed.
9. Yearling ewe
10. Mature ewe
11. Flock (1 ram, 1 yearling ewe, 1 ewe lamb)
12. Bred and owned spring ewe lamb (All classes will be judged together; trophy to the first place lamb; no premium.)

Criteria and Guidelines for Bred and Owned Spring Ewe Lambs:

1. A spring ewe lamb is one that has been born on or after February 16 of the exhibit year.
2. The spring ewe lambs dam (mother) must have been in COMPLETE ownership on the farm of the exhibitor or the exhibitor's family farm PRIOR to breeding. NO in process of ownership at breeding time..
Defining Family Farm – parents, grandparents, brothers or sisters, aunts or uncles.
3. The sire (father) of the said spring ewe lambs can be owned, borrowed or leased.
4. No spring ewe lamb is eligible for class award if dam was bought as a bred ewe.
5. Bred and owned spring ewe lamb class is open to all breeds shown in previous classes. It MUST have been shown earlier in a breed class.

**CHAMPION RAM-TROPHY
RESERVE RAM-TROPHY
CHAMPION EWE-TROPHY
RESERVE EWE-TROPHY**

SHEEP MARKET LAMBS

In the market lamb class you are able to show up to three (3) lambs per exhibitor. When entering your lambs for the fair, enter one item number for each lamb you actually have. The appropriate weight divisions will be determined on entry day at the Fair weigh-in. Lambs weighing 89 pounds or less at the Fair will be shown in a separate non-premium, ribbon-only class.

All lambs must weigh 110 pounds to be eligible to sell. There will be no reweighs allowed.

All lambs entered will be divided by weight for the correct classes.

Animals in Market Classes must have signed Drug History Form (see Animal Health Rules).

The judge will select animals for the auction; only one animal per exhibitor may be in the ring for auction selection (unless Supreme and Reserve Supreme Champion). Exhibitor must exhibit the animal during auction selection.

Prolapsed lambs will not be allowed to show.

CLASS L – MARKET CLASSES (Including Crossbreds)

**Premiums:
1st \$5.00 2nd \$4.00 3rd \$3.00 4th \$2.00**

Item No.

- Market lambs, 90 pounds, no maximum weight
1. Market lamb, Wether – Animal #1
 2. Market lamb, Wether – Animal #2
 3. Market lamb, Wether – Animal #3
 4. Market lamb, Ewe – Animal #1

**DEPARTMENT 4
JUNIOR SHEEP**



Superintendent – Stacy Wieman Assistant – Scott Nachtigal

NOTE: Members enrolled in Sheep may also exhibit items in Dept.10, Class A. These are Vet Science non-animal items.

Sheep will be weighed on Wednesday from 10 a.m. to 12 noon.

Registration papers of breeding stock will be verified by the superintendent. Check with the department superintendent for specific time. Exhibitor with female and male sheep (except wethers) in purebred classes must present registration papers (in the exhibitor's name, family name or farm name) to the superintendents. Other female entries will show in commercial classes.

Animals in market classes must have signed drug history form (see Animal Health Rules).

All breeding classes of sheep, registered Columbias, Corriedales, Rambouillets, and Targhees shall be shown with 2 inches of wool or less. All other breeds must have been completely shorn between two months and two weeks of show date.

In addition to the State Animal Health Rules the La Crosse Interstate Fair will require ALL breeding stock, regardless of age and ALL wethers to have a scrapies tag/ID.

Judging will begin with Showmanship (Senior, Intermediate, Junior, Novice) followed by breeding stock and market lambs.

Read ALL Ethics & General Rules in the front of the fairbook.

The sheep being shown should have 4 feet on the ground when showing all breeding and market animals. If there is noncompliance the exhibitor will receive one (1) warning; 2nd time the exhibitor will be directed to leave the show ring. This will be based on per animal shown.

SHEEP BREEDING STOCK

- CLASS A – HAMPSHIRE**
- CLASS B – SUFFOLK**
- CLASS C – SHROPSHIRE**
- CLASS D – DORSETS**
- CLASS E – COLUMBIA**
- CLASS F – RAMBOULET**
- CLASS G – OXFORD**

5. Market lamb, Ewe – Animal #2
6. Market lamb, Ewe – Animal #3

**CHAMPION MARKET LAMB-ROSETTE & PLAQUE
RESERVE MARKET LAMB-ROSETTE & TROPHY**

CLASS M – BRED & OWNED MARKET LAMB

Market lamb (wether or ewe) bred and owned by the exhibitor.

Item No.

1. Bred & owned market Lamb (award only, no premium)

Criteria and Guidelines for Bred and Owned Market Lambs

1. A market lamb is one that has been born after January 1 of the exhibit year.
2. The market lambs dam (mother) must have been in COMPLETE ownership on the farm of the exhibitor or the exhibitor's family farm PRIOR to breeding. NO in process of ownership at breeding time. Defining Family Farm – parents, grandparents, brothers or sisters, aunts or uncles.
3. The sire (father) of the said market lambs can be owned, borrowed or leased.
4. No market lambs are eligible for class award if dam was bought as a bred ewe.
5. Bred and owned market lamb class is open to one market lamb shown by exhibitor in previous market lamb classes. It MUST have been shown to qualify.
6. Bred and owned market lamb does not have to be one in the sale line-up.

CLASS N – SHOWMANSHIP

Showmanship begins with seniors.

Novice class is for a beginner/learner or a first or second year showman not wanting to compete in the Junior class. Novice will not participate in Round Robin Showmanship event on Sunday if placing first in the class.

Premiums:

1st \$3.00 2nd \$2.50 3rd \$2.00 4th \$1.50

Item No.

1. Novice class – grades 3-6
2. Junior, grades 3-6
3. Intermediate, grades 7-9
4. Senior, grades 10-13

TROPHY TO 1st PLACE IN JUNIOR, INTERMEDIATE and SENIOR GROUPS

CLASS O – MARKET WOOL/FLEECE

Premiums:

1st \$5.00 2nd \$4.00 3rd \$3.00 4th \$2.00

Item No.

1. Fine Wool (Merino, Rambouillet)
2. Medium wool (All other Breeds)
3. Long Wool (Lincoln, Border Leicester)
4. Colored Wool (Natural Colored)

CLASS P – CARCASS CLASS

Premiums:

1st \$6.00 2nd \$5.00 3rd \$4.00 4th \$3.00

Item No.

2. Carcass Class

SHEEP HERDSMANSHIP CLUB AWARD

All exhibitors will be judged by club on the herdsmanship award criteria using the below scorecard.

9. **GENERAL APPEARANCE and NEATNESS** 35%
 - a. Adequate and proper usage of shavings/bedding for comfort of animal(s)
 - b. Decorations tasteful and attractive

- c. Use of promotional or educational material in club exhibit space
- d. Appropriate and clear signage for exhibitor, club and animal identification
- e. Area is presentable and inviting to the fair guest

10. APPEARANCE AND CONDUCT OF EXHIBITORS 25%

- a. Knowledgeable, courteous and friendly; able to answer questions about the exhibit and/or animal(s).
- b. Clothes and person neat and clean; appropriate dress

11. STORAGE OF FEED AND EQUIPMENT 25%

- a. Aisles neat and clean
- b. Adequate aisle width for visitors
- c. Show tack, equipment, brooms, rakes, shovels, feeding pans and pails are neatly stored.

12. CLEANLINESS OF EXHIBIT AND ANIMALS 15%

- a. Animal(s) are clean, well-groomed; neat and attractive; tied/penned properly; no flies
- b. Bedding clean and dry; shows evidence of frequent reworking and care of animal(s)

TOTAL 100%

LITTLE EWES SHEEP SHOW

The Little Ewes Sheep show is open to La Crosse County youth who are age 3 through second grade (completed).

The show will be held on Friday, July 18 following the Junior Sheep Show.

The lamb is to be brought in that morning and taken home that afternoon. Tie space and bedding will be provided. The child may also borrow a lamb from a Junior Exhibitor. Each child will be asked to lead his/her lamb around and answer a question.

Every child will receive an award. Please register by July 1, 2025 with Stacy Wieman. Send her the child's name, age/grade, phone number and shirt size to her email address. If you have any questions, call Stacy at 608-385-0612 or by email:

wieman1063@gmail.com

A special thank you to the Little Ewes Sheep Show sponsors: Sponsors will be mentioned during the show.



**DEPARTMENT 5
JUNIOR DAIRY GOATS and
GENERAL GOAT PROJECT**

Superintendent – Kim Nerby

NOTE: Members enrolled in Dairy Goats & General Goats may also exhibit items in Dept.10, Class A. These are Vet Science non-animal items.

Refer to the Animal Health Regulations for Fairs and Shows in Wisconsin for current identification requirements for goats. Exhibitor is responsible for correct identification on each goat and completing the Animal Id and Check-In Form accurately. Goats not meeting the requirements cannot be allowed to participate or even remain in the barn.

Judging will begin with Showmanship (Senior, Intermediate and Junior) followed by breeds. Show schedule will be posted in the barn. Grand Champion Showmanship winner in each group will have the opportunity to participate in the Round Robin Showmanship competition, Sunday at 4 PM.

A Herdsmanship Award will be given to the club with the overall highest score based on general appearance and neatness of exhibit; storage of feed and equipment; decorations that are well presented with complete information and education; and members presence. Herdsmanship Awards are presented at the Round Robin Showmanship Competition, Sunday at 4 PM.

ANIMAL EXHIBIT RULES:

1. Goats with full natural horns may not be entered unless full natural horns are a standard for a specific breed. Dairy Goats may not have horns.
2. Any dairy doe 24 months of age or over that has never freshened may not be shown.
3. All animals will be checked by superintendent prior to unloading, during the fair entry times. Animals must be in good health, appear on the Animal Vet ID Check-In form and be correctly identified
4. All exhibitors are responsible for cleaning up after themselves and their animals.
5. Any advertising, other than the exhibitor's family name or farm name, will not be allowed to be on display in the barn, on clothing or in the showing.
6. Exhibits in Breed Classes cannot additionally enter in the Pet class.

DAIRY GOAT BREEDS

- CLASS A – ALPINE**
- CLASS B – LA MANCHA**
- CLASS C – NUBIAN**
- CLASS D – NIGERIAN DWARF**
- CLASS E – RECORDED GRADE**
- CLASS F – SAANEN**
- CLASS G – TOGGENBURG**
- CLASS H – ANY OTHER BREED (Oberhasil, Sable)**

Premiums:

1st \$5.00 2nd \$4.00 3rd \$3.00 4th \$2.00

Item No.

1. Junior doe kid – 4/1 to current date and year
2. Intermediate doe kid – 3/1 to 3/31 current year
3. Senior doe kid – 1/1 to 2/28 current year
4. Junior yearling doe – 8/1 to 12/31 previous year
5. Senior yearling doe – 1 year but less than 2
6. Milker – under 2 years
7. Milker – 2 years old
8. Milker – 3 years old
9. Milker – 4 years and older
10. Dam & Daughter

GENERAL GOAT BREEDS

- CLASS I – PYGMY**
- CLASS J – FAINTING**
- CLASS K – ANGORA**
- CLASS L – BOER**

Premiums:

1st \$5.00 2nd \$4.00 3rd \$3.00 4th \$2.00

Item No.

1. Junior doe kid - less than 4/1 to current date and year
2. Senior doe kid - 1/1-3/31 of current year
3. Junior yearling doe - 8/1-12/31 of previous year
4. Senior yearling doe - 1 year, but less than 2 and not in milk
5. Doe - At least 2 years but under 3 years old
6. Mature doe - 3 years but under 5 years old.
7. Aged doe - At least 5 years old
8. Dam & Daughter

CLASS M – WETHER CLASS (neutered/castrated male)

Premiums:

1st \$5.00 2nd \$4.00 3rd \$3.00 4th \$2.00

Item No.

1. Any wether, born after Jan 1 of the current year
2. Any wether, born after Jan 1 of previous year (1/1/24-12/31/24)

DAIRY GOAT BREEDS

1 SENIOR DOE & 1 JUNIOR DOE COMPETE FOR OVERALL CHAMPION and RESERVE

GENERAL GOAT BREEDS

1 SENIOR DOE & 1 JUNIOR DOE COMPETE FOR OVERALL CHAMPION and RESERVE

ONE OVERALL – SUPREME CHAMPION

ONE OVERALL – RESERVE CHAMPION

CLASS N – SHOWMANSHIP

Premiums:

1st \$3.00 2nd \$2.50 3rd \$2.00 4th \$1.50

Item No.

1. Junior, grades 3-6
2. Intermediate, grades 7-9
3. Senior, grades 10-13

CLASS O – GOAT EDUCATION – All posters must be 14" x 22". All other entries in this area have a maximum size of 24" x 24" and must have an index card or more attached explaining the education part.

Premiums:

1st \$1.75 2nd \$1.50 3rd \$1.25 4th \$1.00

Item No.

1. Goat education – grades 3-5
2. Goat education – grades 6-8
3. Goat education – grades 9-13

CLASS P – GOAT COSTUME / OBSTACLE (ribbon only)

Item No.

1. Goat Costume Contest, all grades, goat and exhibitor in costume, one goat per exhibitor
2. Goat Obstacle/Agility, all grades

CLASS Q – GOAT as PETS (must be the only goat you show)

Pet goats will not compete for champion in goat breeds. Pet goat class gives the exhibitor an opportunity to exhibit any age goat. Exhibitor must choose breed classes or the pet class. Exhibitor with a pet goat can also exhibit in the showmanship, education and costume/obstacle class but not breed classes. Evaluation will be done on care and maintenance of the goat as a pet.

Premiums:

1st \$2.00 2nd \$1.75 3rd \$1.50 4th \$1.25

Item No.

1. Any wether or doe kid, born after 1/1 of current year
2. Any wether or doe kid, born last year
3. Any wether or doe kid, born prior to last year

MARKET MEAT GOATS

Market Meat Goat Regulations

1. All goats must have either a scrapie's or if they are registered through a recognized bred association, must have tattoos in ears that are legible, and that match registration papers which will be presented to goat superintendents BEFORE animals are unloaded.
2. All animals must be checked by a goat superintendent prior to being unloaded at the Fair to ensure animals are properly tagged and/or tattooed.
3. The La Crosse Youth Livestock (LYL) has a list of requirements for exhibitors to be eligible for auction. Those requirements are as follows: exhibitors are required to have YQCA training and a minimum of 2 additional education classes by July 1st. Animal fair tags must be purchased from the LYL by May 5th for \$1

each. Exhibitors need to have pictures of front and side profile of animal as well as identification sheet by May 5th. Animal history form is to be brought with to fair. Exhibitors need to help set up and tear down the auction on Saturday night of fair. The official fair weigh-in will take place at the same time as the sheep between 10 a.m.-Noon on Wednesday of fair week. No late weigh ins are allowed.

4. Meat goats will be shown after the sheep show and judged by the sheep judge.
5. Market goats must be born on January 1 or after of that current year.
6. Must meet the minimum weight requirement of 50 pounds in order to be sold at auction. There is no maximum weight.
7. Wethers are allowed to be exhibited in market classes only except for showmanship. However, each exhibitor must participate in showmanship class to be eligible for auction.
8. It is the exhibitor's responsibility to get their market goat to the weigh-ins or they cannot show.
9. No re-weighing of animals will be allowed. Animals must be reasonably clean and all ear tags legible prior to weigh-in. Any dirty animals, at the direction of the superintendent, will be sent to the wash rack and cleaned by the exhibitor prior to weigh-in.
10. Market goats may be divided into 3 weight classes if numbers permit.
11. Bracing is allowed. However, all goats must always have four feet on the floor of the show ring. Lifting feet off the ground or placing them on any support or altered ring surface is not acceptable. Exhibitors will receive one warning if they are found lifting or slapping goats. Second. offense will result in automatic exhibitor disqualification from the Goat Show.
12. Each exhibitor is only allowed to sell one market goat in the auction.
13. Any goat sold in the auction must have a La Crosse Youth Livestock Fair Livestock Auction tag and a completed Animal Identification Form.

CLASS R – MARKET MEAT GOATS

Premiums:

1st \$5.00 2nd \$4.00 3rd \$3.00 4th \$2.00

Item No.

1. Dairy wether
2. Non-Dairy wether

KIDS WITH KIDS GOAT SHOW

The Kids With Kids Goat show is open to La Crosse County youth who are age 3 through second grade (completed).

The show will be held in the Rowe Arena, Sunday, July 20, 2025, starting promptly at 1:00 PM. NO outside goats will be permitted on the fairgrounds for this event.

Each participant will be asked to walk his/her goat (which will be provided) around the showing and answer a few questions. They will then receive a medal and a gift.

Please register by July 1 for all gifts. Registration after this date can not be guaranteed. Register by completing the online form at: <https://docs.google.com/forms/d/e/1FAIpQLScfqpBVvzkqyDLLD9wpddGIHLBwXWeTVtpNoL7TeyjdG1PJLQ/viewform> or use the QR code below to connect.



Any questions, feel free to contact the Goat Superintendent at: lacrossecountyfairgoats@gmail.com

Sponsors to be mentioned during the show.

DEPARTMENT 6 JUNIOR HORSES



(Danish and Regular Judging)
Superintendent – Amy Mather

NOTE: Members enrolled in Horse/Horseless Horse may also exhibit items in Dept. 10, Class A. These are Vet Science non-animal items.

PRE FAIR REQUIREMENTS:

1. All exhibitors' horses & ponies, including Horseless Horse, must be registered with the Extension Office by May 1 of the exhibit year. In case of horse injury or illness, 4H members should contact the Fair Horse Superintendent.
2. In order to exhibit a horse at the fair, the exhibitor must attend ONE clinic or other public educational session (not riding lessons, horse shows, etc.) with their horse. After completion of this clinic, the exhibitor must complete the form "Horse Educational Clinic/Training/Workshop Form". This form is available on the Extension Office website and must be returned to the extension office within 30 days of participation and no later than 2 weeks from the start of the fair. Forms may be mailed or submitted electronically.
3. Safety certification is required for all exhibitors. A minimum of Safety I Certification is required. Safety I Certification allows the member to exhibit at the fair in Halter and Showmanship (on the ground only). Safety II (and above) Certification allows the member to exhibit in all ground and riding classes. (See Project Handbook for Safety Information and deadlines.)

COMPLETING YOUR FAIR ENTRY BLANK:

4. Members of the immediate family may show the same project horse. However, the horse may be shown only once in a specific item number.
5. A maximum of three animals may be entered by a single exhibitor.
6. The same horse may be used by no more than two members in any item in Games or Fun classes.
7. No stallions may be shown, except weanlings.
8. When signing up for classes, "Member's Grade" is the grade in school as of January 1 of the exhibit year.
9. Members may enter EITHER Horseless Horse OR Walk-Trot Division Classes in Classes N, F, G, J, K. Both Horseless Horse and Walk-Trot Division exhibitors may enter in Class O.
10. Horses entered in Green Horse (Class O, Items 13 & 14) MAY NOT be entered in any lope/canter class. These horses MAY enter halter and any Walk-Trot Division classes.
11. Class O (Fun Class) sign ups may be entered on Thursday.
12. Complete your fair entry online on the La Crosse Interstate Fair website. <http://lacrosseinterstatefair.com/>
13. Trailers - Limited trailer parking MAY be available. If you are interested in a trailer parking spot during the fair, you must email: amysacia@hotmail.com by July 1. In this email list the length of the trailer, reasons this space is needed, and names of exhibitors who will be using this space.

COMING TO THE FAIR:

14. ALL HORSES MUST BE ON THE FAIRGROUNDS NO LATER THAN NOON, WEDNESDAY AND REMAIN IN PLACE UNTIL 5:00 P.M. SUNDAY. Early removal from the grounds, for other than veterinary reasons approved by the Superintendent and Ag. Society, will result in forfeiture of State Expo eligibility and may result in the loss of fair

- premiums. Exhibitor must notify the Superintendent, who will contact the Ag Society for permission and approval.
15. All horses entering the fairgrounds must be accompanied by the original and one copy of the negative test result based on approved test for equine infectious anemia (Coggins test) conducted within one year of exhibit end date by a state or federal laboratory, except for a nursing foal accompanying its dam with a negative test result. Exhibitor must present the original and leave a copy with the superintendent at the time the horse arrives at the fairgrounds. Exhibitors will be asked to provide a Premise ID number issued by the State Department of Ag. Equine from outside Wisconsin, please see requirements for exhibition under Animal Health Rules.
 16. Horses will not be permitted to enter unless they are in good health and do not show evidence of contagious or infectious disease. Horses with contagious or infectious disease will be ordered removed from the fairgrounds. Health records should be maintained on all animals coming to the fair.
 17. Ponies may be required to be measured at fair check in. Any animal over 56" will be entered in horse classes.

AT THE FAIR:

18. Only the exhibitor is allowed to ride, drive or school the horse. The exhibitor is to be the primary caretaker of the exhibit animal. Show preparation should be done primarily by the exhibitor, unless there is a safety concern, which needs to be communicated to the Superintendent prior to show preparation.
 19. Helmets are required whenever an exhibitor is riding or driving. SEI approved helmets, with safety harness securely fastened, are required except for halter and showmanship classes.
 20. Proper attire must be worn in the show ring. WESTERN: Helmet (or hat for showmanship/halter) boots, long pants, long sleeve shirt (button down) and belt; ENGLISH: Helmet, coat, shirt, pants and boots; GAMES: Helmet, long sleeve shirt; long pants, boots; DRIVING: Helmet, clean, neat and appropriate clothing. For safety reasons, no slip on spurs will be allowed.
 21. Exhibitors will be asked to sign up for at least one barn duty shift. The schedule will be posted in the barn.
 22. **Limited trailer parking MAY be available on the grounds during the fair. Advance sign up by July 1 and check in is required prior to parking. See #12 above.**
 23. A Herdsmanship Award will be given to the club with the highest overall score based on general appearance and neatness of exhibit; storage of feed and equipment; neatness and originality of decoration. Herdsmanship awards presented at the Round Robin Showmanship Competition, Sunday, 4 p.m.
 24. Any exhibitor receiving a blue ribbon may show in the appropriate championship category. An exhibitor may show one horse or pony in each championship class.
 25. At the judge's discretion, blues or reds may be called back for championship classes.
 26. Grand Champion showmanship winner in each age group will participate in the Round Robin Showmanship competition, Sunday, 4 p.m.
 27. State 4H Horse Expo, Horse Show Eligibility: 4H exhibitor must be in grades 6-13 and must be a member in good standing. A member in good standing means:
 - a. Must be enrolled in the 4-H Horse Project by April 1.
 - b. Have your horse registration in by May 1.
 - c. Must attend two (2) meetings and one (1) clinic or two (2) clinics and one (1) meeting.
 - d. Pass safety level 1 & 2 by July 1.
 - e. Have State Horse Expo registration paperwork completed and returned to the UW Extension office by the established deadlines on the forms.
- f. You do not have to qualify at the fair in order to participate.
An informational meeting will be held on Sunday, 3 pm, indoor arena to receive State 4-H Horse Expo entry forms and guidelines.
28. Stall decorations and horses MUST remain in place until 5 p.m. Sunday.

Premiums

1st \$1.75 2nd \$1.50 3rd \$1.25 4th \$1.00
CLASS A – MODEL HORSES

ENTRY REQUIREMENTS:

1. Models must be brought to the New Youth Building on Tuesday, 5 p.m. The exhibitor MUST BE PRESENT to show his/her model. The Model Horse Show will begin at 5 p.m. It is optional whether to take models home after the show or to leave models for display after the Model Horse Show.
2. A single model may show in more than one class.
3. Each model must have an entry tag fastened to a hind leg that cannot easily be removed. A string tag may be used.
4. Required information on the entry tag: Exhibitor's name, address, and age on one side and breed of model on the other side.
5. Classes 8-13 require a 3"x5" card explaining what the model is doing.
6. No entry changes made at show.
7. Model need NOT be a Breyer to participate.

MODEL HORSE SHOW RULES:

- Item 4 Flat saddle and double bridle are required (or Walker bridle for TWH)**
- Item 5-7 Western stock saddle, blanket and western bridle required**
- Item 8-9 Western Saddle, blanket, & bridle required**
- Item 11 Hunt seat (forward seat) saddle and bridle required.
A saddle pad is optional.**
- Item 12 Obstacle required; should be those typically found in the hunt field or encountered by a show ring hunter.**
- Items 15-26 Halters/bridles are required**
- NOTE: Dolls are optional in all classes, but if used must be appropriate for event depicted.**
- OF = Original Factory Finish (Item #14-20)**

Item No.

1. Native Costume
2. Fantasy Costume - any costume permitted
3. Harness - Driving - functional, correct harness required
4. Saddle seat - park pleasure
5. Western pleasure - grades 3-6
6. Western pleasure - grades 7-9
7. Western pleasure - grades 10-13
8. Working stock horse - reining, cutting, roping, etc.
9. Gymkhana - speed events; obstacle required
10. Trail - English/Western; any trail obstacles permitted, obstacle required; saddle & bridle required
11. Hunter under saddle
12. Hunter over fences
13. Open other performance
14. Customized in any way by 4-Her
15. OF Halter - English breeds, member grades 3-6
16. OF Halter - English breeds, member grades 7-9
17. OF Halter - English breeds, member grades 10-13
18. OF Halter - Western breeds, member grades 3-6
19. OF Halter - Western breeds, member grades 7-9
20. OF Halter - Western breeds, member grades 10-13
21. Draft Horse - halter - grades 3-8
22. Draft Horse - halter - grades 9-13
23. Pony - Halter - grade 3 – 8
24. Pony - Halter - grade 9-13
25. Foal - Halter - grade 3-8
26. Foal - Halter - grade 9-13

DRILL TEAM PERFORMANCE - 5:30 p.m. Thursday

CLASS B – GAMES (ribbons and trophies)

Will now be held on Sunday, starting at 9:30 a.m. This is to avoid conflict with other species and to hopefully increase the public watching the horse show events on Sunday.

NOTE: If you are entered in Walk-Trot Division items below, you may NOT enter regular classes with the same horse/rider combination.

Member's Grade:

3-6		7-9		10-13		
Item No.	Item No.	Item No.	Item No.	Item No.	Item No.	
1	2	3				Pole bending, horse/pony
4	5	6				W/T Division Pole bending, horse/pony
7	8	9				Key race, horse/pony
10	11	12				W/T Division Key race, horse/pony
13	14	15				Barrel race, horse/pony
16	17	18				W/T Division barrel race, horse/pony
19	20	21				Texas flag race, horse/pony
22	23	24				W/T Division Texas flag race, horse/pony
25	26	27				LT special, horse/pony
28	29	30				W/T Division LT special, horse/pony
31	32	33				Plug race, horse/pony
34	35	36				W/T Division Plug race, horse/pony

*** FRIDAY - ALL TRAIL & RANCH CLASSES, 9:30 a.m.– 4:30 p.m.**

CLASS N – TRAIL & RANCH (Danish Judging) (No premium)

Member's Grade:

3-5		6-7		8-9		10-11		12-13		
Item No.	Item No.	Item No.	Item No.	Item No.	Item No.	Item No.	Item No.	Item No.	Item No.	
1	2	3	4	5	6	7	8	9		Trail Class
10	11	12	13	14	15	16	17	18		Walk-Trot Division Trail
19	20	21	22	23	24	25	26	27		In Hand Trail Class (for minis, yearlings & 2 year old horses only)
28	29	30	31	32	33	34	35	36		Horseless Horse Trail, walk/trot

Exhibitors may cross enter ranch classes on Friday and pleasure/equitation classes on Saturday. Exhibitors may participate in both trail and ranch trail on Friday.

Attire for exhibitors in ranch classes will be a long sleeve shirt with a collar, long pants, boots with a heel suitable for riding, and helmet with harness securely fastened.

Horses exhibited in ranch classes are not to be exhibited with tail extensions or banded manes.

Equipment description: The standard western saddle should fit the rider. It may be slick or swelled fork, have a high or low cantle but must definitely be sized to the rider. Nothing that would prevent the stirrups from hanging freely shall be added or deleted from a standard western saddle. There will be no penalty for silver on equipment.

There shall be no discrimination against any standard western bit. Horses or ponies, 5 and under, may use a snaffle bit (no shanks) or bosal (twisted wire snaffles are PROHIBITED). If a horse is exhibited in a snaffle bit, the rider will exhibit with 2 hands on split reins. If a horse is exhibited in a curb or shanked bit, the rider will exhibit with 1 hand on split reins.

Curb chains may be used with a snaffle bit (horse must be no older than age 5) and must be used with a horse in a shanked bit. Curb chains must be at least 1/2" in width and lie flat against the jaws of the horse. No wire, metal or rawhide device is permissible in conjunction with or as a part of the leather chin strap which must be at least 1/2" wide. Mechanical hackamore, tie-downs, running martingales and draw reins are prohibited. If closed reins are used, hobbles must be carried below the cantle on the near side of the saddle. Cavesson-type nosebands are prohibited. If a lariat is carried, it must be attached to the fork of the saddle on the opposite side of your reining hand.

Member's Grade:

3-6		7-9		10-13		
Item No.	Item No.	Item No.	Item No.	Item No.	Item No.	
37	38	39				Ranch Horse Trail
40	41	42				Walk-Trot Division Ranch Horse Trail

Member's Grade:

3-6		7-9		10-13		
Item No.	Item No.	Item No.	Item No.	Item No.	Item No.	
43	44	45				Ranch Riding
46	47	48				Walk-Trot Division Ranch Riding
49	50	51				Ranch Pleasure
52	53	54				Walk-Trot Division Ranch Pleasure

CLASS D – HIPPOLOGY/ POSTERS

Posters must be at the Horse Barn by Noon on Wednesday. All posters must be 14"x22".

Hippology will now be held Sunday at 9:00 a.m. in the Poultry tent.

Item No.	Premiums			
	1st \$1.75	2nd \$1.50	3rd \$1.25	4th \$1.00
1.	Hippology, grades 3-5			
2.	Hippology, grades 6-8			
3.	Hippology, grades 9-13			
4.	Poster, grades 3-5			
5.	Poster, grades 6-8			
6.	Poster, grades 9-13			

JUNIOR HORSE SHOW

*** SATURDAY, 8:30 a.m.**

Item No.	Premiums (Showmanship & Pleasure Only)			
	1st \$8.00	2nd \$7.00	3rd \$6.00	4th \$5.00

CLASS E - HALTER CLASSES (English/Western)
(Regular judging; No premiums)

Member's Grade:

3-8		9-13		
Item No.	Item No.	Item No.	Item No.	
1	2			Pony, 48" and under
3	4			Pony 48" to 56"
5	6			Solid color horse, mare or gelding
7	8			Spotted/paint horse, mare or gelding
9	10			Draft horse, mare or gelding
11	12			Yearling & 2 year old at halter
13	14			3-5 year old mare or gelding at halter
15	16			Senior horses (6 years and up) at halter
17	18			Novice horse at halter (no blue ribbons in halter for this horse/exhibitor combination).

Champion Halter (All 1st and 2nd place ribbons)

CLASS F - WESTERN SHOWMANSHIP
(Danish judging; Premium classes)

Member's Grade:

3-5 6 7 8 9 10 11 12 13

Item No.

1 2 3 4 5 6 7 8 9 Pony Showmanship
10 11 12 13 14 15 16 17 18 Horse Showmanship
19 20 21 22 23 24 25 26 27 Horseless Horse Showmanship
(horse/pony)

CLASS G – ENGLISH SHOWMANSHIP
(Danish judging; Premium classes)

Member's Grade:

3-5 6 7 8 9 10 11 12 13

Item No.

1 2 3 4 5 6 7 8 9 Pony Showmanship
10 11 12 13 14 15 16 17 18 Horse Showmanship
19 20 21 22 23 24 25 26 27 Horseless Horse Showmanship
(horse/pony)
28 29 30 31 32 33 34 35 36 Draft Horse Showmanship

Item No.

37. Walk-Trot Division Showmanship, all grades, western or English, May not enter any other showmanship classes. Not a state qualifying class.

Champion Showmanship Classes (all blue ribbons in F & G)
Junior showmanship, grades 3-6
Intermediate showmanship, grades 7-9
Senior showmanship, grades 10-13

DRILL TEAM PERFORMANCE - Saturday NOON

CLASS H - ENGLISH PLEASURE
(Danish judging; Premium classes)

Member's Grade:

3-5 6 7 8 9 10 11 12 13

Item No.

1 2 3 4 5 6 7 8 9 Saddle Seat Pleasure
10 11 12 13 14 15 16 17 18 Pony Hunter Under Saddle
19 20 21 22 23 24 25 26 27 Horse Hunter Under Saddle
28 29 30 31 32 33 34 35 36 Horseless Horse Walk/Trot

Member's Grade:

3-8 9-13

Item No. Item No.

37 38 W/T Division English Pleasure,

May not enter any other English pleasure classes. Not a state qualifying class.

Champion English Pleasure

CLASS I - ENGLISH EQUITATION
(Danish judging; No premiums)

Member's Grade:

3-5 6 7 8 9 10 11 12 13

Item No.

1 2 3 4 5 6 7 8 9 Pony Hunt Seat/Saddle Seat
Equitation
10 11 12 13 14 15 16 17 18 Horse Hunt Seat Equitation
19 20 21 22 23 24 25 26 27 Saddle Seat Equitation

Member's Grade:

3-8 9-13

Item No. Item No.

28 29 Walk-Trot Division English Equitation

May not enter any other English equitation classes. Not a state qualifying class.

Champion English Equitation

CLASS J - WESTERN PLEASURE
(Danish judging; Premium classes)

Western Pleasure classes will not start before 1 p.m.

Member's Grade:

3-5 6 7 8 9 10 11 12 13

Item No.

1 2 3 4 5 6 7 8 9 Pony Pleasure
10 11 12 13 14 15 16 17 18 Horse Pleasure
19 20 21 22 23 24 25 26 27 Horseless Horse Walk/Trot

Item No.

28. Walk-Trot Division Western Pleasure, grades 3-8

29. Walk-Trot Division Western Pleasure, grades 9-13

May not enter any other Western Pleasure classes. Not a state qualifying class.

30. Green Horse walk/trot, grades 3-13

Champion Western Pleasure

CLASS K - HORSEMANSHIP/STOCK SEAT EQUITATION
(Danish Judging; No premium)

Member's Grade:

3-5 6 7 8 9 10 11 12 13

Item No.

1 2 3 4 5 6 7 8 9 Pony Stock Seat Equitation
10 11 12 13 14 15 16 17 18 Horse Stock Seat Equitation

Member's Grade:

3-8 9-13

Item No. Item No.

19 20 Walk-Trot Division Western Horsemanship

May not enter any other Western Horsemanship/Stock Seat Equitation classes. Not a state qualifying class.

Champion Horsemanship/Stock Seat Equitation

Member's Grade:

3-5 6 7 8 9 10 11 12 13

Item No.

21 22 23 24 25 26 27 28 29 Horseless Horse W/T Equitation

CLASS L - PLEASURE DRIVING
(Danish judging; Premium classes)

Member's Grade

3-5 6 7 8 9 10 11 12 13

Item No.

1 2 3 4 5 6 7 8 9 Single Draft Horse Driving
10 11 12 13 14 15 16 17 18 Single Horse Driving
19 20 21 22 23 24 25 26 27 Single Pony Driving

Champion Pleasure Driving (judged concurrently with regular class)

CLASS M - REINSMANSHIP
(Danish Judging; No premium)

Member's Grade

3-5 6 7 8 9 10 11 12 13

Item No.

1 2 3 4 5 6 7 8 9 Cart Reinsmanship

Champion Reinsmanship

CLASS P – WESTERN RIDING
(Danish Judging; No premium)

Member's Grade:

3-5 6 7 8 9 10 11 12 13

Item No.

1 2 3 4 5 6 7 8 9 Western Riding

* THURSDAY – 6:00 p.m.

CLASS O – FUN CLASSES

(Danish judging; ribbons and trophies)

Exhibitors may sign up for these classes on Thursday
May show English or Western - Unless specified

Item No.

1. Costume class, all grades (to be judged at a walk only, Equitation)
2. Yearling & 2 year old Lunge Line

(No double entry in Walk/Trot and Canter classes. Enter the class consistent with exhibitor's riding level.)

3. Groom's Class
4. Walk/Trot judges command, grades 3-8
5. Walk/Trot judges command, grades 9-13
6. Judges command, grades 3-8 (canter class)
7. Judges command, grades 9-13 (canter class)
8. Walk/Trot egg & spoon, grades 3-8
9. Walk/Trot egg & spoon, grades 9-13
10. Egg and spoon, grades 3-8, (canter class)
11. Egg and spoon, grades 9-13 (canter class)
12. Trot elimination (all grades)
13. I've Never Tried English Walk/Trot, 3-8
14. I've Never Tried English Walk/Trot, 9-13
15. Dizzy Cowboy
16. Walk/Trot Dizzy Cowboy
17. Ball in pail
18. Walk/Trot Ball in pail
19. Jumping Figure 8
20. Walk/Trot Jumping Figure 8
21. Bribe Your Horse, all ages
22. Pleasure stick horse, all ages
23. Stick horse rescue race (2 persons)

- CLASS AG – ORPINGTONS
- CLASS AH – SUSSEX
- CLASS AI – OTHER ENGLISH BREEDS
- CLASS AJ – LEGHORNS
- CLASS AK – MINORCAS
- CLASS AL – ANY OTHER MEDETERRANEAN BREEDS
- CLASS AM – LAKENVELDERS
- CLASS AN – WELSUMMERS
- CLASS AO – POLISH
- CLASS AP – ANY OTHER CONTINENTAL BREEDS
- CLASS AQ – AMERAUCANA
- CLASS AR – ANY OTHER STANDARD BREED

Item No.

1. Pullet (Young Female)
2. Cockerel (Young Male)
3. Hen (Old Female)
4. Cock (Old Male)

BANTAM

- CLASS B – ALL BANTAN GAME BREEDS and VARIETIES
- CLASS BA – JAPANESE
- CLASS BB – LEGHORN SINGLE COMB
- CLASS BC – PLYMOTH ROCK
- CLASS BD – RHODE ISLAND RED SINGLE COMB
- CLASS BE – ANY OTHER SINGLE COMB
- CLASS BF – ROSECOMB BANTAM
- CLASS BG – SEBRIGHT ROSE COMB
- CLASS BH – WYANDOTTES
- CLASS BI – RHODE ISLAND RED ROSE COMB
- CLASS BJ – ANY OTHER ROSE COMB
- CLASS BK – AMERAUCANA
- CLASS BL – POLISH
- CLASS BM – ANY OTHER COMB CLEAN LEG
- CLASS BN – ALL BOOTED and D'UCCLE BANTAMS
- CLASS BO – BRAHMAS
- CLASS BP – COCHINS
- CLASS BR – SILKIES
- CLASS BS – ANY OTHER FEATHER LEGGED
- CLASS BT – BELGIAN D'ANVER

Item No.

1. Pullet (Young Female)
2. Cockerel (Young Male)
3. Hen (Old Female)
4. Cock (Old Male)

- CHAMPION STANDARD
- RESERVE CHAMPION STANDARD
- CHAMPION BANTAM
- RESERVE CHAMPION BANTAM

CLASS C – MEAT CLASS

Item No.

1. Pair of Roasters (target age 56-60 days, weight 8-9.5 lbs./bird)
2. Pair of Broilers (target age 38-44 days, weight 4.5-5.5 lbs./bird)
3. Single Roaster (weight of 8-9.5 lbs.)
4. Single Broiler (weight of 4.5-5.5 lbs.)

PIGEONS

- CLASS D – SPORTING BREEDS
- CLASS DA – UTILITY BREEDS
- CLASS DB – FANCY BREEDS

Item No.

1. Young Hen
2. Young Cock
3. Old Hen
4. Old Cock

**DEPARTMENT 7
JUNIOR POULTRY**



Superintendents – Candice Tlustosch
Assistant: Christen Chamberlain

NOTE: Members enrolled in Poultry may also exhibit items in Dept.10, Class A. These are Vet Science non-animal items.

Small Animal Barn

1. Birds must be in building by 12 noon, Wednesday and kept in the Small Animal Barn until close of fair, Sunday, 6:00 p.m.
2. Exhibitors are required to serve on barn duty and should check duty roster in the Small Animal Barn.
3. All chickens and bantams exhibited should be varieties that are recognized by standard of perfection only. This only relates to purebred classes.
4. All poultry must meet health regulations and tests listed in requirements.

Hen, old female, hatched prior to Jan. 1 of exhibit year.
Cock, old male, hatched prior to Jan. 1 of exhibit year.

All other fowl for exhibit must be hatched on or after Jan. 1 of exhibit year.

Premiums:

1st \$2.00 2nd \$1.75 3rd \$1.50 4th \$1.25

LARGE FOWL

- CLASS A – PLYMOTH ROCKS
- CLASS AA – WYANDOTTES
- CLASS AB – RHODE ISLAND REDS
- CLASS AC – ANY OTHER AMERICAN BREEDS
- CLASS AD – BRAHMAS
- CLASS AE – COCHINS
- CLASS AF – LANGSHANS

CHAMPION PIGEON
RESERVE CHAMPION PIGEON

DUCKS

- CLASS E – HEAVY BREED DUCKS**
- CLASS EA – MEDIUM BREED DUCKS**
- CLASS EB – LIGHT BREED DUCKS**
- CLASS-EC – BANTAM DUCKS**

Item No.

1. Young Duck
2. Young Drake
3. Old Duck
4. Old Drake

GEESE

- CLASS F – HEAVY BREED GEESE**
- CLASS FA – MEDIUM BREED GEESE**
- CLASS FB – LIGHT BREED GEESE**

Item No.

1. Young Goose
2. Young Gander
3. Old Goose
4. Old Gander

SUPREME CHAMPION BIRD OF SHOW
RESERVE SUPREME CHAMPION BIRD OF SHOW

CLASS G – TRIO

Item No.

1. Large Fowl Trio
2. Bantam Trio

CLASS H – EGGS/EGG PRODUCTION

Item No.

1. Hen with seven (7) days production
2. Six eggs-brown, USDA large
3. Six eggs-white, USDA large
4. Six eggs-other, USDA large
5. Pullet-future production, 18-21 weeks old
6. Hen-past production, over 1 year old

CLASS I – SHOWMANSHIP ALL POULTRY

Premiums:

1st \$3.00 2nd \$2.50 3rd \$2.00 4th \$1.50

Item No.

1. Junior, grades 3-6
2. Intermediate, grades 7-9
3. Senior, grades 10-13

**DEPARTMENT 8
JUNIOR RABBITS**



Superintendent – Dawn McMillan Assistant – Ashlee Hrdlicka

NOTE: Members enrolled in Rabbits may also exhibit items in Dept.10, Class A. These are Vet Science non-animal items.

REGULATIONS:

1. Rabbits should be on the grounds by NOON on entry day.
2. Rabbits will be health checked before they are placed into cages in the Small Animal barn.
3. All Exhibitors must be present to show their rabbits at the Judging time, Wednesday, 1:30 p.m. Substitute handlers may show exhibitor's rabbit in all classes except Showmanship and Pets.

4. Exhibitors are responsible for bringing their rabbits from the Small Animal barn to the Rowe Arena at the judging time.
5. After judging, rabbits must be placed in the Small Animal Barn until release time on Sunday at 6:00 p.m.
6. Rabbits will be judged according to ARBA Standard of Perfection.
7. Non-commercial breeds to be shown as Seniors if 6 months or older and shown as Juniors if under 6 months.
8. Exhibitors are also required to serve on barn duty and should sign up on roster in Small Animal Barn on Tuesday night. There will only be open sign up sheet for each day, 2 hour shifts between poultry and rabbits.
9. Exhibitors must bring their own food and water and feed their own animal or give superintendents the list of what to feed your rabbit if you are unable to be present at feeding time.
10. Exhibitor must have a carabineer to hold the cage door shut. Carabineers are the only requirement to keep cages locked. No padlocks are allowed, unless the Superintendent is given the combination to unlock or a spare key.
11. Exhibitor must take travel cages home and bring them back when animals are released on Sunday at 6 pm.
12. After rabbits are released, exhibitors are expected to help take down, clean cages, sweep etc.
13. All rabbits must be entered into the correct category: breed rabbits in breed classes, meat rabbits in meat classes and rabbits that are pets or altered (neutered) in the pet class. If the exhibitor enters into the incorrect class, they will be disqualified and sent home.
14. No rabbits will be allowed to leave the fairgrounds on early release unless given permission from the Ag Society to do so. The official release time at 6:00 pm on Sunday. If rabbits leave before the official release time, exhibitor will forfeit premiums and awards earned.
15. There is no selling or advertising of exhibit rabbits during the duration of the fair.

SHOWMANSHIP CLASSES WILL BE JUDGED FIRST AND THEN FOLLOWED BY PETS.

- CLASS A – DUTCH (all varieties)**
- CLASS B – HIMALAYAN**
- CLASS C – ANY OTHER LOPS**
- CLASS D – HOLLAND LOPS (broken)**
- CLASS DA – HOLLAND LOPS (solid)**
- CLASS E – JERSEY WOOLY (all groups)**
- CLASS F – LIONHEAD (all groups)**
- CLASS G – ANY OTHER WOOL BREED**
- CLASS H – ANY OTHER COMMERCIAL BREED**
- CLASS I – NETHERLAND DWARF (all groups)**
- CLASS J – ANY OTHER DWARF**
- CLASS K – MINI REX (broken)**
- CLASS KA – MINI REX (solid)**
- CLASS L – STANDARD REX (broken)**
- CLASS LA – STANDARD REX (solid)**
- CLASS M – FLEMISH GIANT**
- CLASS N – SILVER FOX**
- CLASS NN – CHECKERED GIANT**
- CLASS X – ANY OTHER FANCY BREED**
- CLASS Z – CROSSBRED (rabbit of questionable or known crossbreeding)**

BEST IN SHOW AND RESERVE CHAMPION TROPHIES
CHAMPION AND RESERVE CHAMPION PET

Premiums:

1st \$2.00 2nd \$1.75 3rd \$1.50 4th \$1.25

Item No.

1. Senior Buck (over 8 months)
2. Senior Doe (over 8 months)
3. 6/8 Buck (6 to 8 months commercial breeds only)
4. 6/8 Doe (6 to 8 months commercial breeds only)
5. Junior Buck, (3-6 months)
6. Junior Doe, (3-6 months)

CLASS O – MEAT CLASS (different rabbits than shown previously)

Item No.

1. Individual Fryer – under 10 weeks of age and between 3.5 and 5.5 lbs. in weight.
2. Individual Roaster – under 6 months of age and between 5.5 and 8 lbs. in weight.
3. Meat Pen (3 rabbits of the same breed and variety) under 10 weeks of age and each rabbit must between 3.5 and 5.5 lbs. in weight.

CLASS P – PETS

Pets and Altered Rabbits (example spayed and neutered)

Pet rabbit must not be a rabbit that was shown in any breed classes.

Item No.

1. Junior, grades 3-6
2. Intermediate, grades 7-9
3. Senior, grades 10-13

CLASS Q – SHOWMANSHIP

Premiums:

1st \$3.00 2nd \$2.50 3rd \$2.00 4th \$1.50

Item No.

1. Junior, grades 3-6
2. Intermediate, grades 7-9
3. Senior, grades 10-13

CLASS R – RABBIT COSTUME (ribbon only)

Item No.

1. Rabbit Costume Contest, all grades, rabbit and exhibitor in costume, one rabbit per exhibitor

- the superintendent to set up an appointment for evaluation. Dogs must continue to enroll in obedience in order to remain in agility, rally and/or showmanship until the dog has received a qualifying score in Pre-Novice.
3. The dog must have the ability to be peacefully approached by other dogs and handlers. Dogs aggressive to other dogs or handlers may be asked to leave at the discretion of the trainers and dog project leaders.
4. Any breed or mixture of breeds and/or size of dog is allowed to compete.
5. Family members may share a dog, but there is a maximum number of four runs per dog per day.
6. The discretion of the instructor determines whether the dog/handler team is ready to exhibit at the next level or OFF leash.
7. The dog may not be pregnant or nursing puppies at the time of competition. Bitches in heat may not compete.
8. Dogs must be at least 12 months old to compete in agility. It is recommended that larger breeds be at least 18 months old as their growth plates in their bones are still developing until the average age of 14 months.
9. Dogs 18 months and younger and 7 years and older are encouraged to jump at least one height lower than their measured jump height.

Class Jump Heights:

- 4" – for dogs up to 10 inches at the shoulder
- 8" – for dogs 10 - 14 inches at the shoulder
- 12" – for dogs 14 -18 inches at the shoulder
- 16" – for dogs greater than 18 inches at the shoulder

Premiums:

1st \$4.50 2nd \$3.50 3rd \$2.50 4th \$1.50

CLASS A – PRE NOVICE

Member's Grade

3-5 6-13

Item No. Item No.

1 2

3 4

5 6

7 8

Beginners Pre-Novice A – This is the first year exhibitors will begin training their dog. This class is for the circumstance in which neither the child or dog has received any training. Heel ON leash, figure 8 ON leash, sit for exam ON leash, recall ON leash (no finish), sit/stay ON leash (45 seconds)

Beginners Pre-Novice B – Handler or dog that has previously trained in a Beginner Pre-Novice A and not received a qualifying score. Heel ON leash, figure 8 ON leash, sit for exam ON leash, recall ON leash (no finish), sit/stay ON leash (45 seconds)

Pre-Novice A – Handler and dog combination that has never previously trained in Pre-Novice or outside facility. All ON leash. Stand for examination, heel, figure 8, recall, long sit (1 min.), long down (1 min).

Pre-Novice B – Handler or a dog that has previously trained in a Pre-Novice A class, or outside facility, and not received a qualifying score. All ON leash – Stand for examination, heel, figure 8, recall, long sit (1 min.), long down (1 min).

Class B – OBEDIENCE – All Dog Project exhibitors in grade 3-13

Item No.

1. **Novice** – ON leash heel, figure 8, OFF leash heel, recall, stand for examination, long sit (1 min.), down (1 min.)
2. **Graduate Novice** - ON leash heel, Off leash heel, figure 8, stand for examination, drop on recall, long sit (3 min.) and down (5 min.)
3. **Pre-Open** – OFF leash heel, figure 8, drop on recall, retrieve on flat, broad jump, long sit (3 min.) and down (5 min.)

**DEPARTMENT 9
JUNIOR DOG**



Co-Superintendents – Lisa Gray and Tia Gray
All dogs must have distemper and rabies shots

MEMBERS ENROLLED IN DOG CAN ALSO EXHIBIT ITEMS LISTED IN DEPARTMENT 10 (these are non-animal items)

In order to show at the fair: All exhibitors showing a dog must turn in a completed Animal ID & Vet Check Information Form (found in the back of the Exhibitor Guide and Premium List book) along with a copy of the most recent shot records to the Dog Project Superintendent. Also, exhibitor must complete all the registration paperwork for the dog project. All dog project competitors must attend a minimum of three (3) classes to pass a safety check to receive their class placement with a dog project instructor to exhibit at the fair by July 10th.

All agility, rally and/or showmanship exhibitors whose dogs have not received a qualifying score in Pre-Novice obedience must be enrolled in obedience and attend a minimum of 3 obedience classes to participate in agility, rally and/or showmanship. If an exhibitor feels they can pass the Novice obedience test, they can be judged by 2 different instructors and must receive a qualifying score from both in order to pass out of obedience.

Dog Participation Rules & Guidelines for all classes

1. The dog is in good health and is current on rabies & distemper shots. A Vet ID/Check Information form and shot records have been turned into the Dog Project Superintendent prior to the Fair.
2. It is required that the youth and dog successfully complete at least one year of dog obedience training before moving to agility. The handler and dog must demonstrate the ability to control the dog when stationary and moving on leash to a 4-H dog instructor for obedience training acquired elsewhere to count. It is a parent's responsibility to contact an instructor or

4. **Open** – OFF leash heel, figure 8, drop on recall, retrieve on flat, retrieve over high jump, broad jump, long sit (3 min.) and down (5 min.)
5. **Pre-Utility** – OFF leash signal exercise, retrieve over high jump, directed retrieve, directed jumping, high jump only and moving stand.
6. **Utility** - OFF leash signal exercise, scent discrimination (leather & metal), directed retrieve, directed jumping and moving stand.

Class C – OBEDIENCE – OTHER All Dog Project exhibitors in grades 3-13

Item No.

1. **Brace** – One handler & two dogs. ON leash heel, figure 8, stand for examination. OFF leash heel, recall, long sit (1 min.), long down (1 min.).
2. **Team Pre-Novice** – Four team members plus one alternate. ON leash heel, figure 8, stand for examination, recall, long sit (1 min.), long down (1 min.).
3. **Team Novice** – Four team members plus one alternate. ON Leash heel, figure 8, stand for examination. OFF leash heel, recall, long sit (1 min.), long down (1 min.).

Premiums: 1st \$3.00 2nd \$2.50 3rd \$2.00 4th \$1.50

Class D – SHOWMANSHIP

Judged on the skill of the exhibitor in handling, grooming & conditioning the dog. Conformation of dog will not be considered.

Item No.

1. Junior, grade 3-6
2. Intermediate, grades 7-9
3. Senior, grades 10-13

Premiums (Classes F, G):

1st \$4.50 2nd \$3.50 3rd \$2.50 4th \$1.50

Class F – DOG AGILITY

Item No.

Standard Tunnelers

1. Standard Tunnelers – on leash
2. Standard Tunnelers – off leash

Jump / Tunnels / Tables (JTT) – Course obstacles and course time

3. Division A – on leash
4. Division A – off leash
5. Division B – on leash
6. Division B – off leash

Standard Agility

7. Division A – on leash
8. Division A – off leash
9. Division B – on leash
10. Division B – off leash

Advanced Agility

11. Advanced Tunnelers
12. Advanced Jumpers
13. Advanced Standard

Division A – In this division, neither the dog nor handler has previously achieved a qualifying score in 4-H agility or another agility venue. In addition, neither the handler nor the dog has previously achieved a title in another agility Venue.

Division B – This division is designed for those where either the dog or handler have achieved a qualifying score in 4-H agility or another venue OR for those situations where either the handler or the dog has earned an agility title in another venue. Receiving a qualifying score in either JTT or Standard means that the dog/handler team should be entered in Division B in both JTT and Standard in future competitions.

Standard Tunnelers – This is a tunnel only class. There will be up to 5 tunnels creating a course of 7 to 10 total obstacles. Course time will be 60 seconds (beyond 60 seconds, time penalties will be assessed).

JTT Agility Courses – Will consist of 7 – 10 obstacles with a course time of 60 seconds (beyond 60 seconds, time penalties will be assessed). The only pieces of equipment used are: jumps, a table and one or more tunnels. Each class has a division A/B and all 4 different heights.

Standard Agility Class Standard – Agility courses will consist of 10 to 15 obstacles with a course time of 75 seconds, (beyond 75 seconds, time penalties will be assessed). This class also includes jumps, tunnels and table. Added to the course are the contact obstacles; A-frame [maximum 4'6" at apex], dog walk, teeter and six weave poles will be added to the course containing jumps, tunnels and table.

Advanced Classes – Advanced – Classes are designed for more experienced 4-H handlers and will help to prepare them to compete in other venues if they choose. These classes must be performed off-leash. In these classes, there will be 16-20 obstacles, more complex course patterns and the course time will be 60 seconds. Handlers may choose to enter advanced classes when they have achieved a qualifying score in 4-H agility or if they or their dog have earned a title in another agility venue. It is recommended that 4-H members consult their county 4-H Dog Agility Leader regarding their readiness before entering advanced classes. Handlers, who enter any of the advanced classes described below, may NOT enter JTT or Standard Agility or Standard Tunnelers.

Advanced Tunnelers – This will be a course that will only consist of tunnels. Up to 7 tunnels will be used to create a course of 12-15 obstacles and course time will be 60 seconds (beyond 60 seconds, time penalties will be assessed) as described in the scoring section of these guidelines.

Advanced Jumpers – In addition to single bar jumps, open tunnels and pause table, this class may include wing jumps, double and triple jumps, tire jump, the broad jump, panel jump, and twelve weave poles. There will be a maximum of 20 obstacles in this course and course time will be 75 seconds (beyond 75 seconds, time penalties will be assessed).

Advanced Standard – May include single, double and triple bar jumps, tire jump, wing jumps, broad jump, panel jump, and twelve weave poles, open and closed tunnels, a pause table, A-frame (maximum height 4' 6"), dog walk and teeter. There will be a maximum of 20 obstacles and course time will be 75 seconds (beyond 75 seconds, time penalties will be assessed).

Class G – RALLY (Exhibitors in grades 3-13)

For dog project exhibitors who have completed at least one year of obedience.

Item No.

1. **Novice** – All exercises are performed on leash with 10-15 stations to complete and no more than 5 stationary exercises. *Exhibitors at this level can clap their hands and pat their dogs through the course.
2. **Intermediate** – This is the second level of rally performed on-leash with 12-17 signs with a min. of 3 and a max. of 7 stationary signs. There is a min. of 3 advanced level signs in this class and no-jumps.
3. **Advanced** - This is the third level and includes more difficult exercises throughout the course. This is performed off-leash and includes 12-17 stations with no more than 7 stationary exercises. This level includes a jump and a call to front.
4. **Excellent** - This is the highest level of rally and most challenging. Exercises are performed off-leash except the honor exercise. There is a requirement of 15-20 stations with no more than 7 stationary exercises. Handlers are allowed to encourage their dogs verbally but no physical encouragement is allowed at this level. The excellent level exercises include backing the dog up three steps, while the dog stays in the heel position and a moving stand, while the handler walked around the dog

DEPARTMENT 10 JUNIOR ANIMAL / VETERINARY SCIENCE / SMALL PETS



Superintendent (Small Pets) – Kimberly Young

All Veterinary Science education items for display/posters should be dropped off at the New Youth building. Look for the Animal Science drop off sign. Pick up posters and homemade items at the New Youth Building on Sunday.

1. Please secure pictures to display / poster.
2. Cite all sources.
3. Posters should be 14"x22" in size
4. Posters will be displayed in a space where there is room and using staples or will be hung.
5. All homemade requires a 3"x5" explanation card. Here explain the materials used, how it was put together and how long did it take to complete. What did you learn from this? What was the most challenge you had? A picture taken of the process can be used instead of the card, but still will need to answer the above questions.

CLASS A – ANIMAL / VETERINARY SCIENCE

Premiums:

1st \$1.75 2nd \$1.50 3rd \$1.25 4th \$1.00

Animal / Veterinary Science

Item No.

1. Poster on parts of an animal.
2. Poster on 5 different breeds and at least 5 characteristics of each animal
3. Poster on taking care of an animal (provide pictures)
4. Poster on the lifecycle of an animal.
5. Any other animal poster
6. Homemade furniture (3x5 explanation card)
7. Homemade toy (3x5 explanation card)
8. Homemade dish (3x5 explanation card)

CLASS B – SMALL PETS

Any pet bird, fish, cavy (guinea pig), gerbil, mouse, rat or other small animal identified as a youth project can be exhibited as a small pet. Although the animal may be domesticated and possess a special permit; no wild life or exotics will be allowed for the protection of the community.

Open to all small pet members. An exhibit includes one or two pets in good condition at time of show or no premium will be paid.

Junior Cats and Small Pets are shown on the Wednesday of the fair at 3:00 PM behind the small animal barn under the tent. Rain site to be determined. Animals are shown and taken home after the show as no animals will stay on the grounds.

All pets and cats will be health checked by the Superintendent before the 3:00 PM start. Please arrive 30 minutes or earlier to complete the check-in.

Please bring a 5"x7" poster board with a picture of you and your animal(s). Attach the fair entry tag to the poster board. Use AMPLE amounts of RUBBER CEMENT or PERMANENT double-sided tape for attaching your photos. This will keep them from falling off during the fair.

After this show is completed, the ribbon will be attached to the poster board and displayed. Pick up will be at the New Youth Building on Sunday.

Premiums:

1st \$2.00 2nd \$1.75 3rd \$1.50 4th \$1.25

Item No.

1. Gerbil(s)
2. Hamster(s)
3. Cavy (Guinea Pig)
4. Reptile (list kind)
5. Fish (s)
6. Bird(s) caged
7. Any other small animal not listed, to be judged on health of animal & exhibitor's knowledge of pet (Not including goats, rabbits, dogs, cats, & poultry, exotic or other animal department.)

DEPARTMENT 13 JUNIOR CATS



Superintendent – Kimberly Young

NOTE: Members enrolled in Cats may also exhibit items in Dept. 10, Class A. These are Vet Science non-animal items.

All cats must have copies of distemper and rabies shots plus the Animal ID & Vet Check In information found at www.lacrosseinterstatefair.com/exhibitorhandbook. Any cat exhibiting signs of mites, fleas, lice, ringworm or any other parasite will be sent home. All cats must be free of scabs in their ears, runny eyes and nose or contagious disease.

Junior Cats and Small Pets are shown on the Wednesday of the fair at 3:00 PM near the Rowe Arena under the tent. Rain site to be determined. Animals are shown and taken home after show as no animals will stay on the grounds.

All pets and cats will be health checked by the Superintendent before entering the judging area. Please arrive at least 30 minutes before the show to start the process.

Please bring a picture with a little information about you and your pet to be displayed. This can be mounted on tag board or other sturdy backing. Use AMPLE amounts of RUBBER CEMENT or PERMANENT double-sided tape for attaching your photos. This will keep them from falling off during the fair.

Exhibit Descriptions

- Long hair – coat more than one inch in length
- Short hair – coat one inch or less in length
- All male cats need to be neutered before the show. No whole males.
- Mixed breed and purebred cats will show together

Premiums:

1st \$2.00 2nd \$1.75 3rd \$1.50 4th \$1.25

CLASS A – KITTEN (4-11 months) Rabies vaccine needs to be given 30 days before the show

Item No.

1. Males, short hair
2. Males, long hair
3. Females, short hair
4. Females, long hair

CLASS B – ADULTS (over 11 months of age)

Item No.

1. Unspayed female cats, short hair
2. Unspayed female cats, long hair
3. Spayed, short hair
4. Spayed, long hair
5. Neutered cats, short hair
6. Neutered cats, long hair

CLASS C – HOMEMADE (all require a 3x5 explanation card)

Item No.

- Homemade scratcher
- Homemade toy
- Homemade wand
- Homemade furniture
- Homemade dish
- Any other homemade item not listed

CLASS D – EDUCATION (Display or Poster)

All sources need to be cited.

All homemade items and education display/posters should be dropped off at the small animal barn.

Item No.

- 5 or more commercial cat toys labeled
- 5 or more breeds labeled, include at least 5 characteristics of these breeds
- Compare your kitten/cat food to at least 2 other brands and list the ingredients
- Compare 3 or more brands of kitty litter to yours (if able, get samples)
- Any other education display/poster for kitten/cat

Also check out Department 10: Veterinary Science for more items

CLASS D – LEGUMES IN SHEAF FOR HAY

Item No.

- Bundle alfalfa
- Bundle red clover
- Bundle sweet clover
- Bundle alsike clover
- Bundle field peas
- Bundle soybeans
- Bundle vetch
- Any other legume-Identify
- Field corn for grain, 3 stalks, cut above brace roots
- Field corn for silage, 3 stalks, cut above brace roots

CLASS E – MISCELLANEOUS

Item No.

- Tobacco, plant in pot

VEGETABLE GARDEN

REGULATIONS: All garden vegetables to be prepared for exhibit as described in Extension publication A3306, "Exhibiting and Judging Vegetables." The specimen amount is to be followed by this Exhibitor Guide, not the A3306 publication. All plants grown in pots should be planted in gallon size or smaller.

CLASS F – POTATOES (Plate of 4)

Each specimen must be raised by exhibitor and be the growth of current year.

Member's Grade:

3-7		8-13
<u>Item No.</u>	<u>Item No.</u>	
1	3	Red Potatoes
2	4	White Potatoes

CLASS G – EXHIBIT BOX OF GARDEN PRODUCTS

Each exhibitor must bring their own box, and the box should be about 4" high, 20" long and 12" wide

- 1 specimen: cabbage, cauliflower, squash, celery, broccoli.
- 2 specimens: kohlrabi, brussel sprouts, cucumbers, peppers, tomatoes
- 4 specimens: beets, carrots, onions, tomatoes (pear, roma or cherry), chard leaves, kale leaves, radishes, rhubarb, potatoes
- 10 specimens: beans, peas
- Any other vegetables with appropriate number of specimens

Premiums:

1st \$3.00 2nd \$2.75 3rd \$2.50 4th \$2.25

Item No.

- Junior, Grades 3-7, 5 vegetable choices required
- Senior, Grades 8-13, 6 vegetable choices required

Premiums:

1st \$2.00 2nd \$1.75 3rd \$1.50 4th \$1.25

CLASS H – VEGETABLE PRODUCTS

All containers are to be no larger than gallon size (maximum) for vegetables in water or soil.

Member's Grade:

3-7		8-13
<u>Item No.</u>	<u>Item No.</u>	
1	51	Beans, wax, 10
2	52	Beans, green, 10
3	53	Beans, purple, 10
4	54	Beets, 4
5	55	Cabbage, early, pointed head, 1 head
6	56	Cabbage, ball head, 1 head
7	57	Carrots, half long, 4
8	58	Carrots, long, 4
9	59	Celery, 1 plant in a pot
10	60	Chard, 4 leaves
11	61	Cucumbers, small, sweet, 2
12	62	Cucumbers, dill size, 2
13	63	Cucumbers, slicing, 2
14	64	Kale, 4 leaves

**DEPARTMENT 14
JUNIOR PLANT & SOIL SCIENCE**



Superintendent – Megan Clark Assistant – TBD

Premiums:

1st \$2.00 2nd \$1.75 3rd \$1.50 4th \$1.25

CLASS A – GRAIN, CORN AND HAY.

For Items 2-9, please bring exhibit in a Gallon Ziplock bag, 2-3 quarts.

Item No.

- Corn, 6 ears, any variety
- Corn, shelled
- Oats, any variety
- Barley
- Wheat
- Rye
- Soybeans,
- Corn silage,
- Haylage
- Hay-alfalfa (one, 6-inch slice in clear plastic bag)
- Hay-grass mixture (one, 6-inch slice in clear plastic bag)
- Popcorn (6 ears)

CLASS B – GRAIN IN SHEAF (min. 2" upper diameter)

Item No.

- Oats
- Barley
- Wheat
- Rye
- Poster (14"x22") of 10 field weeds mounted and identified
- Poster (14"x22") labeling a plant, disease, and control recommended

CLASS C – GRASSES IN SHEAF (min. 2" bottom diameter)

Item No.

- Timothy
- Sudan Grass
- Millet
- Any other grasses-Identify



DEPARTMENT 15 JUNIOR FLOWERS & HOUSE PLANTS

Superintendent – Renee Herman Assistant – Kristie Peters

HOUSEPLANTS and INDOOR GARDENS REGULATIONS:

Houseplants will be judged on flowering, flower color, form, development, plant color, shape, cleanliness, freedom of insect or disease damage and distinctiveness.

Hanging planters may contain one or more plants.
Facilities for hanging plants will be available.

First Year Plant – This is the result of project work from September 1 of the current 4-H year to present.

Continued Year Plant – This is the result of an exhibitor maintaining a plant from a previous year's project work.

Grade 3 – The plant(s) should be a first year plant. Class A

Grade 4-13 – The plant(s) can be either a first year plant or a continued year plant. Class A or B

HOUSE PLANTS and INDOOR GARDENS

Premiums:

1st \$2.00 2nd \$1.75 3rd \$1.50 4th \$1.25

CLASS A – FIRST YEAR PLANT

CLASS B – CONTINUED YEAR PLANT

Item No.

1. African violet, single crown, 1 plant in bloom
2. African violet, single crown, 1 plant not in bloom
3. Begonia, tuberous (bulb)
4. Begonia, rex (large leaf)
5. Begonia, fibrous rooted (wax)
6. Begonia, angel wing
7. Coleus, 1 plant
8. Impatiens (single), 1 plant
9. Impatiens (double), 1 plant
10. Impatiens (New Guinea), 1 plant
11. Geranium, 1 plant
12. Philodendron or Pothos
13. Arrowhead vine
14. Aluminum plant
15. Aloe vera
16. Jade
17. Partridge breast
18. Succulent (hen & chicken sedum, or any other)
19. Cactus, Christmas
20. Cactus, any other genus, species, or cultivar
21. Fern, sword or Boston type
22. Fern, asparagus
23. Fern, staghorn
24. Swedish Ivy
25. English Ivy
26. Piggyback plant
27. Bulb or corm, any cultivar
28. Peperomia, smooth leaf
29. Peperomia, wrinkled leaf
30. Maranta (Prayer plant)
31. Sansevieria, dwarf, bird nest
32. Sansevieria, mother-in-law tongue
33. Spider plant
34. German garden, container featuring potted plants covered with moss or bark
35. Mixed planter, 3-5 plants (different cultivars)
36. Citrus plant, 1 plant, any species or cultivar
37. Bonsai tree, 1 plant, any species or cultivar
38. Foliage, any cultivar not listed
39. Flowering, 1 plant, any cultivar not listed
40. Hanging planter, foliage
41. Hanging planter, flowering
42. Any palm

15	65	Kohlrabi, 2
16	66	Lettuce, 1 plant with roots in water
17	67	Onions, green bunching, 4
18	68	Onions, yellow storage, 4
19	69	Onions, white storage, 4
20	70	Onions, red storage, 4
21	71	Peas, 10
22	72	Peppers, Bell, 2
23	73	Pepper (other than Bell) 2 (identify)
24	74	Radishes, 4
25	75	Rhubarb, 8" stalks (4), remove green leaves from blade attachment to petiole
26	76	Spinach, 1 plant in water
27	77	Broccoli, (1 head)
28	78	Squash, summer 1 (identify)
29	79	Squash, zucchini 1
30	80	Tomatoes, 2, (red or green)
31	81	Tomatoes, pear, 4
32	82	Tomatoes, roma, 4
33	83	Tomatoes, cherry, 4
34	84	Tomato, 1 plant, grown in pot, Pixie, Dwarf or Patio type
35	85	Any pepper, 1 plant grown in pot
36	86	Any other vegetable not listed (identify)

CLASS I – NATURE'S HERBS

All herbs are to be grown in appropriate size containers, maximum size 1 gallon, except dill

Member's Grade:

3-7		8-13	
<u>Item No.</u>	<u>Item No.</u>		
1	31	Dill, 2 heads, 8 inch lengths in quart container of water	
2	32	Basil, any, 1 plant or bunch grown in pot	
3	33	Catnip plant or bunch grown in pot	
4	34	Chives, bunch, grown in pot	
5	35	Cilantro, bunch, grown in pot	
6	36	Garlic, 3 or more plants, grown in pot	
7	37	Marjoram, 1 plant or bunch, grown in pot	
8	38	Mints, any, 1 plant or bunch grown in pot	
9	39	Parsley, 1 plant or bunch, grown in pot	
10	40	Rosemary, 1 plant or bunch, grown in pot	
11	41	Sage, 1 plant or bunch, grown in pot	
12	42	Thyme, 1 plant or bunch, grown in pot	
13	43	Oregano, 1 plant or bunch, grown in pot	
30	60	Any other herb (identified and labeled)	

CLASS J – FRUIT PROJECT

Item No.

1. Booklet of information materials helpful for your fruit project
2. Apples, 2 (identify)
3. Grapes, 1 bunch (identify)
4. Pears, 2-Identify
5. Raspberries, 10 (identify)
6. Strawberries, 10 (identify)
7. Any other fruits or exhibit pertaining to project

CLASS K – SCARECROW CONTEST

Open to all Plant & Soil Project members. Scarecrow exhibits are due to the Old Youth Building by noon entry day. The La Crosse Kiwanis group will sponsor plaques to the top exhibits in each age group, if warranted.

Item No.

1. Scarecrow, member, grades 3-7
2. Scarecrow, member, grades 8-13



43. Sweet potato, slip from another plant or carrot top growing in water
44. Terrarium – a container featuring a variety of plant materials excluding cacti and succulents
45. Dish Garden – an open container featuring a variety of plant materials excluding cacti
46. Desert Garden – an open container featuring cacti and succulents
47. Cactus Dish Garden – an open container featuring 3-8 cacti
48. Themed Garden (ex. fairy, dinosaur, etc.)

CUT FLOWERS REGULATIONS:

Exhibits must be the result of project work for September 1 of the current 4-H year to present.

Annual and perennial entries will be judged on stem, foliage, and flower. The stem is the plant axis that holds the flower, leaves and feeds the plant.

Arrangements will be judged on color, harmony, design, balance, proportion, condition, suitability of material and relation to container distinction and originality.

The mechanics (wire, tape, etc.) of the exhibit should be properly concealed.

NOTE: Plastic or paper cups are not to be used as a vase.

Premiums:

1st \$2.00 2nd \$1.75 3rd \$1.50 4th \$1.25

CLASS C – ANNUALS, Grades 3-7

CLASS D – ANNUALS, Grades 8-13

Item No.

2. Bachelor Buttons, 3 stems
3. Bells of Ireland, (leaves stripped) 3 sprays
4. Calendula, 3 stems
5. Cosmos, any color, 3 stems
6. Cleome, 1 stem
7. Marigolds, small, 3 stems, single color
8. Marigolds, small, 3 stems, bicolor
9. Marigolds, large, 1 stem
10. Nasturtiums, 3 stems
11. Petunia (single), 3 stems, single color
12. Petunia (single), 3 stems, bicolor
13. Petunia (double), 3 stems, single color
14. Petunia (double), 3 stems, bicolor
15. Salvia, 1 spray
16. Scabiosa, 1 stem
17. Snapdragon, 1 spray
18. Sunflower, dwarf, 1 stem
19. Verbena, 1 stem
20. Zinnias, small, 3 stems
21. Zinnias, large, 1 stem
22. Any other Annual not listed above, (identify name on tag)

Premiums:

1st \$2.00 2nd \$1.75 3rd \$1.50 4th \$1.25

CLASS E – BIENNIALS and PERENNIALS, Grades 3-7

CLASS F – BIENNIALS and PERENNIALS, Grades 8-13

Item No.

1. Baby Breath, 1 stem
2. Calla, 1 bloom, any other color
3. Coneflower, 1 stem
4. Coreopsis, 3 stems
5. Dahlia, small, 1 stem
6. Dahlia, large, 1 stem
7. Daisy, Gloriosa-Rudbeckia type, Black-Eyed Susan, 1 stem
8. Daisy, Shasta, 1 stem
9. Delphinium, 1 spike
10. Dianthus (pinks), 3 stems
11. Gladiolus, any color, 1 spike
12. Lily, Day Lily, 1 stem
13. Lily, Tiger Lily, 1 stem
14. Lily, Asiatic, Oriental type, upfacing blooms, 1 stem
15. Lily, Trumpet-Regale type, outfacing blooms, 1 stem
16. Pansy, 3 stems
17. Phlox, 1 stem
18. Rose, climbing, 1 spray

19. Rose, floribunda, 1 spray
20. Rose, hybrid tea, 1 stem
21. Sweet William, 1 stem
22. Yarrow, 3 stems
23. Any other Biennial or Perennial not listed above (identify name on tag)

Premiums:

1st \$2.50 2nd \$2.25 3rd \$2.00 4th \$1.75

CLASS G – ARRANGEMENTS, Grades 3-7

CLASS H – ARRANGEMENTS, Grades 8-13

Item No.

1. Arrangement of annuals for the dining room table using at least 3 kinds of plant material
2. Arrangement of perennials for the dining room table using at least 3 kinds of plant material
3. Arrangement for a mantel or buffet counter
4. Fresh arrangement of flowers & roadside weeds, grasses, ferns & berries
5. Dry arrangement of flowers & roadside weeds, grasses, ferns & berries
6. Miniature arrangement having a maximum height & width of 4" including the container
7. Birthday arrangement, fresh flowers
8. Dried arrangement
9. All green arrangement
10. Holiday arrangement, any holiday
11. Silk arrangement
12. Arrangement related to lakes, streams or oceans

Premiums:

1st \$2.00 2nd \$1.75 3rd \$1.50 4th \$1.25

CLASS I – PLANT CRAFTS, Grades 3-7

CLASS J – PLANT CRAFTS, Grades 8-13

Item No.

1. Dried arrangement, in vase or container
2. Dried arrangement, mobile
3. Dried material, collage
4. Corsage, silk flowers
5. Corsage, fresh flowers
6. Table centerpiece, Christmas greens
7. Wreath, spray
8. Wreath, swag
9. Wreath, evergreen
10. Wreath, grape vine
11. Wreath, any other
12. Any other plant craft exhibit not listed

Premiums:

1st \$2.00 2nd \$1.75 3rd \$1.50 4th \$1.25

CLASS K – HOME LANDSCAPING (All Grades)

Open to members enrolled in lawns, trees and shrubs or landscaping design projects.

Item No.

1. Lawns – Exhibits or pictures showing the establishment of a new lawn or renovating an old lawn, with a story on seed and fertilizer and weed control used
2. Exhibit of landscape plan, include before and after plans and/or pictures, along with story on progress made in improving the home grounds during the year
3. Exhibit on care of new and old planting including pruning, fertilization and cultivation
4. Plan of flower border, may include before and after pictures
5. Mounted specimens of leaves of shrubs or trees showing top and underside of leaf



**DEPARTMENT 16
JUNIOR NATURAL SCIENCES
(Naturespace)**



Superintendent – Dustin Heitkamp
All posters must be 14"x22"

NOTE: An exhibit may not be entered more than one year.

Premiums:

1st \$2.00 2nd \$1.75 3rd \$1.50 4th \$1.25

CLASS A – ENTOMOLOGY – Grade 3-8

CLASS AA – ENTOMOLOGY – Grade 9-13

Item No.

1. Homemade insect net
2. Display of insect killing equipment, label the jar for the chemical used
3. Collect, identify, mount 5 carnivorous insect species and tell what they eat
4. Collect, identify and mount 5 insect pollinators and list the plants they pollinate
5. Collect and mount at least 1 insect from 7 different insect families, identify the insects and the families
6. Collect, identify and mount 10 species from 1 insect order, name the order
7. Display and label a collection of 5 insects that spend their larval stage in the water
8. Display a collection of 3 or more nest building insects, identify insects and explain how nests are built
9. Make a found object insect, give it a name, be sure to include all of its major body parts
10. Insect observations records
11. Display on types of insect control in the home
12. Poster of animals and plants that eat insects
13. Insect trap, attach a 3"x5" card explaining how it works
14. Booklet on entomology careers
15. Poster on insect metamorphosis
16. Poster of various types of insect legs
17. Insect extractor, attach a 3"x5" card explaining how it works
18. Insect separator, attach a 3"x5" card explaining how it works
19. Poster on understanding insect pesticide labels
20. Report on an insect experiment
21. Butterfly garden plans
22. Poster of various types of insect mouths
23. Spider web display
24. Poster of various types of insect wings
25. Any other item not listed

CLASS B – FORESTRY Level 1: FOLLOW THE PATH

Item No.

1. Collections of at least 5 different types of leaves, identify each
2. Booklet on different types of trees
3. Poster on different types of roots
4. Cross section of a tree labeled with historical perspective
5. Poster on types of tree communities
6. Model of an effective ecosystem
7. Examples of good/bad soil
8. Poster on the process of photosynthesis
9. Topographic map of your county indicating use and/or features
10. Informational display on jobs that require knowledge of trees, forests etc.
11. Any other item not listed

CLASS C – FORESTRY Level 2: REACH FOR THE CANOPY

Item No.

1. Poster on how water moves from roots to canopy
2. Poster on life cycles of a tree
3. U.S. map showing forests in each state
4. Plants that coexist in a forest

5. Display describing the impact of one invasive species on a forest ecosystem
6. Poster on different tree diseases
7. Brochure of the risks of forest fires
8. Importance of forest densities
9. Display to show tools/methodology used to measure volume of standing trees
10. Informational display on why people need forests
11. Informational display on selecting urban tree planting sites
12. Any other item not listed

CLASS D – FORESTRY Level 3: EXPLORE THE DEEP WOODS

Item No.

1. Identifying trees using dichotomous tree key
2. Field guide of tree bark rubbings
3. Compare and contrast types of tree fruits
4. Map of forests in your county
5. Poster of forest biomes
6. Informational display on goods, services provided by forests
7. Comparison of renewable & nonrenewable resources
8. How-to guide on tree pruning
9. Informational display on forestry careers
10. Informational display on improving trees genetically
11. Any other item not listed

CLASS E – WILDFLOWERS – Grade 3-8

CLASS EA – WILDFLOWERS – Grade 9-13

Item No.

1. Photo collection of at least 7 wildflowers from a prairie habitat. (label)
2. Photo collection of at least 7 wildflowers from a wetland habitat (label)
3. Photo collection of at least 7 wildflowers from a forest habitat (label)
4. Photos or drawings of at least 5 wildflowers from the WI Endangered Species List, identify plant and tell whether it is endangered or threatened
5. Poster showing the parts of a plant
6. Photos or drawings of at least 3 different carnivorous plants, identify
7. Photos or drawings of at least 5 different medicinal plants, identify and explain use
8. Explanation of at least 4 different seed dispersal methods and display of seeds representing those methods (label)
9. Create a booklet explaining at least 10 examples of how plants were used traditionally by Native Americans, include pictures
10. Any other item not listed

CLASS F – WATER – Grade 3-8

CLASS FA – WATER – Grade 9-13

Item No.

1. Terrarium showing the water cycle. Label the different parts of the water cycle
2. Map of your watershed
3. Diorama of your watershed
4. Construct a diorama showing good water quality practices in your school (label)
5. Construct a diorama showing good water quality practices in your home (label)
6. Construct a diorama showing good water quality practices in your community (label)
7. Construct a diorama showing good water quality practices on your farm (label)
8. Diorama showing path of your drinking water from its origin, through you house and back to the environment (label)
9. Brochure showing environmentally friendly cleaning product alternatives
10. Display showing environmentally friendly cleaning product alternatives
11. Flyer on project ideas for your community
12. Any other item not listed

ADVENTURES Projects

CLASS G – INTRODUCTION TO ADVENTURES – Grade 3-8
CLASS GA – INTRODUCTION TO ADVENTURES – Grade 9-13

CLASS H – ADVENTURES – WINTER TRAVEL – Grade 3-8
CLASS HA – ADVENTURES – WINTER TRAVEL – Grade 9-13

CLASS I – ADVENTURES - CANOEING – Grade 3-8
CLASS IA – ADVENTURES - CANOEING – Grade 9-13

Item No.

1. Map created during project
2. Field notebook
3. Collection of camping or day trip recipes
4. Display of knots and/or hitches
5. Flyer on how to reduce human impact while camping
6. First aid kit for project or sport
7. Project scrapbook
8. Project journal
9. Canoe paddle you made
10. Homemade backpack
11. Any other item not listed

CLASS J – ADVENTURES - BICYCLING – Grade 3-8
CLASS JA – ADVENTURES - BICYCLING – Grade 9-13

Item No.

1. Develop a brochure on how to select a proper bike
2. Display on the benefits of bike helmets
3. Poster on proper bike safety
4. Create a maintenance check list to use before taking a bike trip
5. Environmental journal of all your observations along your favorite bike route
6. Create a display on “what to see and experience” along Wisconsin bike routes
7. Develop an itinerary for a bicycle day trip you are taking
8. Journal about the bicycle day trip you took
9. Develop an itinerary for a bicycling camping trip you are taking
10. Journal about the bicycling camping trip you took
11. Flyer on types of food to take on a bicycle trip
12. Any other item not listed

CLASS K – BACKPACKING & HIKING Level 1: Hiking Trails

Item No.

1. On a trail map, mark the locations of what you have seen
2. List of essentials for a hiking trip, include information on why
3. Diagram of the parts of a backpack
4. Assemble a first aid kit
5. Outline and photograph of a demonstration you gave on “moleskin”
6. Foods list for a hiking trip, include why it’s a good choice
7. Detailed list of hiking adventure etiquette
8. Create a treasure hunt using a compass
9. Build your own compass
10. Photo journal of a weather safety program you organized
11. Display of regional animal tracks
12. Display of wildlife food samples, include information why not to feed wildlife
13. Compare and contrast hiking footwear including socks
14. Collection of day hike planning lists
15. Display of ways to protect yourself from lightning
16. Display of what to look for in a natural shelter
17. Journal of your backpacking/hiking experience

CLASS L – BACKPACKING & HIKING Level 2: Camping Adventures

Item No.

1. Collection of camping trip planning lists
2. Display identifying 6 different types of knots you have tied
3. Identify what to look for in a campsite, include a sketch of your ideal campsite
4. Photo display of you at different stages of pitching a tent
5. Outline and photograph of a demonstration you gave on camping tools
6. List of the essential camping gear for a trip lasting 3-7 days, include information on why it’s important
7. A sample menu for a 3 day 3 meals per day camping trip
8. Collection of questions and answers you considered related to food preparation supplies.
9. Pros and Cons list of different types of camping stoves
10. Informative display on ways to dispose of “gray water” at your campsite
11. Compare and contrast different ways to purify water while camping
12. Research on micro-organisms in non-purified water
13. Create a photo journal on poisonous plants
14. Camping trip diary
15. Collection of your 15 minute environmental total silence observations
16. Information on a letter you wrote to an elected official on an environmental issue you are passionate about – include a copy of the letter, a photo of you mailing the letter and any follow up correspondence received.

CLASS M – BACKPACKING & HIKING Level 3: Backpacking Expeditions

Item No.

1. Examine 3 different kinds of maps, tell about their similarities and differences
2. Create an outdoor adventures pyramid game
3. Collection of information for planning a backpacking trip
4. Compare and contrast different types of backpacks, then explain which one is best for you and why
5. Share what things you should consider before purchasing a tent
6. Create a tent repair kit
7. Compare and contrast non-tent shelters
8. Create a photo story of 3 activities that you did at your backpacking campsite
9. Research what you can and cannot do in state or national parks
10. Outline and photograph of a demonstration you gave on backpacking menu planning
11. A sample menu for a 3 day 3 meals per day backpacking trip
12. Assemble a book of recipes to cook while on the trail
13. Research different environments and their effect on “Leave No Trace” backpacking
14. Your train for the trail log book
15. Research how to deal with a mechanical situation on a backpacking trip
16. Journal of your backpacking/hiking experience

CLASS N – RECYCLING – Grade 3-8

CLASS NA – RECYCLING – Grade 9-13

Item No.

1. A poster on recycling
2. A poster about your club’s recycling
3. A poster showing items that can be recycled
4. Toy made from recycled materials. Attach a card explaining what was recycled
5. Decoration made from recycled materials; attach card explaining what was recycled
6. Useful household items made from recycled materials. Attach a card explaining what was recycled
7. Useful shop item made from recycled materials. Attach a card explaining what was recycled.

8. Display a small example of compost bin with glass or plastic side which would show the stages of the composition
9. Miniature solar dryer made of easily found materials from around the house
10. Display of at least 3 commonly recycled materials and an example of a product that it is recycled into (examples: milk jugs, pop bottles, newspapers, etc.)
11. Any other exhibit with card attached explaining what was recycled.

SPORTSFISHING Projects

CLASS O – SPORTFISHING Level 1: TAKE THE BAIT

Item No.

1. Poster identifying parts of a fish
2. ID booklet of fish in your area, include name, picture and where each can be found
3. Create a fish print
4. Display of types of bait
5. Display of the types of fishing knots
6. Display of the types of fishing tackle
7. Create a tackle box with an inventory check list
8. Report explaining proper tackle maintenance
9. Scrapbook showing proper casting techniques, include descriptive headings with pictures
10. Report explaining the differences between bobber and bottom fishing
11. Map of favorite fishing spot
12. Report on caring for your catch
13. Any other item not listed

CLASS P – SPORTFISHING Level 2: REEL IN THE FUN

Item No.

1. Brochure on selecting the right fishing knot
2. Guide on how to use a spinning rod and reel
3. Poster on how to cast a bait
4. Poster on how to cast a fly
5. Create a decorated lure or jig
6. Create a fly wallet
7. Create an artificial fly
8. Report on the Wisconsin fishing laws
9. Poster on how to cook fish
10. Report on cleaning a shoreline
11. Report on a watershed study
12. Create a soda bottle trap
13. Poster on fish senses
14. Report on fish adaptations
15. Any other item not listed

CLASS Q -SPORTFISHING Level 3: CAST INTO THE FUTURE

Item No.

1. Poster on parts of a fishing reel
2. Poster on fishing reel maintenance
3. Report on how to make artificial lures and flies
4. Poster on how to debarb and sharpen hooks
5. Create a lure design plan
6. Create a cedar wood lure
7. Display of a refurbished rod and reel
8. Display of customized tackle
9. Poster on types of insects fish consume
10. Create a fishing-related game
11. Create a sportfishing skillathon
12. Report of fishing trip plans
13. A fishing field journal
14. Develop a boat safety checklist
15. Report on angling ethics
16. Report on sportsfishing-related careers
17. Any other item not listed

CLASS R – SHOOTING SPORTS – Grade 3-8

CLASS RA – SHOOTING SPORTS – Grade 9-13

Item No.

1. Poster identifying parts of a gun
2. Poster about cleaning a gun
3. Poster emphasizing gun safety
4. Display of 5 (only) empty shell casings, mounted and identified
5. Display of 10 or more empty shell casings, mounted and identified
6. Poster about archery safety
7. Poster about archery equipment
8. Plaster casts of tracks from 3 game animals, mounted and identified
9. Poster identifying 3 common game birds
10. Poster identifying 3 common game animals
11. Poster on preparing game (skinning, plucking, drawing etc.)
12. Poster of a shell reloading process
13. Poster about trapshooting, skeet and/or sporting clays
14. Poster / diagram of shotgun shell or rifle cartridge
15. Tree stand for bow hunting (homemade)
16. Homemade archery accessory
17. Any other item not listed

4-H ARCHERY TOURNAMENT

Superintendent – La Crosse County 4-H Shooting Sports Committee Sunday, Starts at NOON, Farm Progress Building.

All entrants must be enrolled in 4-H Archery Project. All entrants must have attended at least 2 La Crosse County 4-H Archery sessions during the current project year. Juniors, Intermediates and Seniors will shoot in mixed groups until everyone has completed. Trophies & Ribbons will be awarded at the end of the Tournament.

You may enter only ONE class (S or T).

CLASS S – BARE BOW

Item No.

1. Junior archery tournament, grades 3-5
2. Intermediate archery tournament, grades 6-8
3. Senior archery tournament, grades 9-13

CLASS T – SIGHT BOW and/or RELEASE

Item No.

1. Junior archery tournament, grades 3-5
2. Intermediate archery tournament, grades 6-8
3. Senior archery tournament, grades 9-13

CLASS U – AIR RIFLE TOURNAMENT

Class U is a Pre-Fair activity with results from the Air Rifle Tournament in March. Targets from the tournament will be displayed in the Youth Building.

Item No.

1. Junior air rifle tournament, grades 3-5
2. Intermediate air rifle tournament, grades 6-8
3. Senior air rifle tournament, grades 9-13

DEPARTMENT 17 JUNIOR CLOVERBUD / EXPLORING



Superintendent – Jaime Fortier Assistant – Elizabeth Janvrin

Department Regulations:

1. Open to members enrolled in the Exploring projects, grades 3-4 and new members in grades 5-6.
2. Exploring exhibitors may enter four items.
3. Cloverbud exhibitors (grades K -2) may enter four items. Farm animals, item #45 and Pets, item #46 are not allowed exhibits for Cloverbud members.
4. All Exploring and Cloverbud exhibits will be judged face-to-face starting at 8:30 a.m. on Wednesday.

5. All articles made by one member will be judged at the same time. Members need to watch the 4-H newsletter for the time they will be judged. Exploring members may not exhibit similar articles in both this department and in another department.
6. If you participated in demonstrations, Foods Revue or Clothing Revue, be sure to add this to your entry form to receive your premium. This is in addition to Cloverbud or Exploring items you may enter in this department.

ALL POSTERS MUST BE 14"x22", Securely attach all tags.

CLASS A – CLOVERBUD (\$1.00 Premium per exhibit)

CLASS B – EXPLORING

Premiums:

1st \$1.75 2nd \$1.50 3rd \$1.25 4th \$1.00

Item No.

1. Poster of pet with picture and information 14"x22"
2. Field crop, grown and prepared by you
3. Garden box exhibit of vegetables you have grown
4. Potted plant cared for by you
5. Small terrarium or dish garden you have made
6. Cut flower(s) grown by you
7. Floral arrangement or plant craft
8. Diorama or 3D display of an animal's natural habitat
9. Poster of a Wisconsin bird 14"x22"
10. Insects mounted, labeled
11. Poster of 5 tree leaves mounted, labeled 14"x22"
12. Photo collection of 4 wildflowers, labeled
13. First aid kit you created for outdoor adventure
14. Article made from recycled materials
15. Any sports-fishing project
16. Drawing or painting
17. Ceramic article
18. Wearable art; jewelry, painted, tie-dyed, embroidered or applique clothing, etc.
19. Stenciled or stamped item
20. Scrapbook memory page
21. Any type of collage
22. Holiday decoration you have made
23. Homemade game or musical instrument
24. Simple art or craft
25. Simple stitchery article
26. Simple article sewn
27. Simple article knitted or crocheted
28. Poster about you 14"x22"
29. Display or poster of 4-H camp or other 4-H activity 14"x22"
30. Any other poster 14"x22"
31. Collection, at least 10 items'
32. Photo taken by you mounted on 7"x11" white posterboard
33. Any woodworking item
34. Home-built electrical item
35. Paper airplane(s) or homemade kite
36. A model you have made
37. Cookies (3)
38. Muffins (3)
39. Cake (4"x4") corner, unfrosted
40. Scrapbook or display on food, nutrition or fitness
41. Toy for a toddler you have made
42. An original creative writing piece
43. Homemade greeting card
44. Any other item you have made
45. **EXPLORING ONLY** - Farm animal (dairy, beef, sheep, swine). These animals will not remain on exhibit after judging. Swine must have shots record for the judge. Please bring picture to leave for exhibit.
46. **EXPLORING ONLY** - Pet, not listed above. These animals will not remain on exhibit after judging. Please bring picture to leave for exhibit. These animals must have required rabies and distemper shots. Bring shots record to judge.



DEPARTMENT 18 JUNIOR CULTURAL ARTS (Arts and Crafts)



Superintendents – Jackie Thingvold, Melissa Terpstra and Lia Thingvold

Department Regulations:

1. Only 1 entry per item per exhibitor. Exhibitors are limited to no more than 25 articles on the entry form in classes AA-CW. If entering in AA-CW and projects in AX-CZ are rejected, please reach out to Marla Stello, Fair Manager, at lacrosseinterstatefair@yahoo.com.
2. **Attach a note card to your tag describing methods/materials used on all art projects AA-CW. Cards no bigger than 3"x5" are REQUIRED** to explain art.
3. All arts and crafts exhibits should be original unless entry category is specified a kit.
4. **Drawings, paintings, ceramics, clay and sculpture exhibits, (Class AA-CL), must be dated and signed or initialed unless otherwise indicated.**
5. If entry has an identified category in which it can be entered, you cannot enter it in an "OTHER" category.
6. All articles should be in an appropriate, finished form, e.g. drawings/paintings matted, needlework hemmed, canvasses able to be hung, etc. Framing optional.
7. Drawings and paintings may be stapled for display if there is no other way of hanging them.
8. Class AA-CH must be on canvas or paper. Entry cannot be a kit/page that is just colored.
9. **Maximum size of articles at time of entry is 28"x28" in Classes AA-CW except where listed. There is no minimum size.**
10. The following are not to be entered in Department 18:
 - **Small wooden items (not craft in nature) need to be entered in Dept. 22, Woodworking. Member must also be enrolled in the Woodworking project. It will be the discretion of the superintendents to determine if a wooden item is properly entered as a craft for an Art & Craft exhibit.
 - **Knitting and crocheting items (not craft in nature) need to be entered in Dept. 27, Knitting & Crocheting. Member must also be enrolled in the Knitting & Crocheting project. It will be the discretion of the superintendents to determine if a knitted or crocheted item is properly entered as a craft for an Art & Craft exhibit.
 - **Tie blankets belong in Home Furnishings (Dept 28).
 - ** Lego items (not craft in nature) need to be entered in Dept 24, Mechanical Science, Class J or JA Models.
11. It is suggested that small paper products be put in Ziploc bag or page protectors. i.e class N, O, R, S Other fragile projects may be placed in bags, boxes, as needed. NOTE: We cannot prevent damage from breakage, weather, etc.
14. Projects must have been completed since June 1 of the previous fair year.
15. Some exhibits may be selected for State Fair and/or the Pump House Art Exhibit.
16. Projects received after 12:00 noon on Wednesday, the first day of the fair, will be an automatic 4th place.
17. Projects will be marked down one place for each requirement missed, i.e. signature, date, matting when required.
18. Exhibit must be 4-H appropriate.
19. Tags must be securely fastened. Note: Tape often does not stick well with humidity at the fair.

Note coding by grades for better definition. The Grade breakdown will be the first letter and the Class breakdown will be the second letter.

Classes starting with A – Grades 3-5

Classes starting with B – Grades 6-8

Classes starting with C – Grades 9-13

Premiums:

1st \$2.00 2nd \$1.75 3rd \$1.50 4th \$1.25

DRAWING / INK – (ex. pen and marker)

CLASS AA – Grade 3-5

CLASS BA – Grade 6-8

CLASS CA – Grade 9-13

Item No.

5. Still life
6. Outdoor scene (land, water, city)
7. Animal(s)
8. Human portrait or figure
9. Cartoon
10. Abstract
11. Surreal/Fantasy
12. Building (interior/exterior)
13. Flowers/plants
14. Transportation
15. Shape (word art included)

DRAWING / PENCIL – (ex. colored pencil, pencil)

CLASS AB – Grade 3-5

CLASS BB – Grade 6-8

CLASS CB – Grade 9-13

Item No.

1. Still life
2. Outdoor scene (land, water, city)
3. Animal(s)
4. Human portrait or figure
5. Cartoon
6. Abstract
7. Surreal/Fantasy
8. Building (interior/exterior)
9. Flowers/plants
10. Transportation
11. Shape (word art included)

DRAWING / PASTEL, CHALK OR CHARCOAL – (must use spray fixative)

CLASS AC – Grade 3-5

CLASS BC – Grade 6-8

CLASS CC – Grade 9-13

Item No.

1. Still life
2. Outdoor scene (land, water, city)
3. Animal(s)
4. Human portrait or figure
5. Cartoon
6. Abstract
7. Surreal/Fantasy
8. Building (interior/exterior)
9. Flowers/plants
10. Transportation
11. Shape (word art included)

DRAWING / CRAYON

CLASS AD – Grade 3-5

CLASS BD – Grade 6-8

CLASS CD – Grade 9-13

Item No.

1. Still life
2. Outdoor scene (land, water, city)
3. Animal(s)
4. Human portrait or figure
5. Cartoon
6. Abstract
7. Surreal/Fantasy
8. Building (interior/exterior)
9. Flowers/plants
10. Transportation
11. Shape (word art included)

PAINTING / WATERCOLORS

CLASS AE – Grade 3-5

CLASS BE – Grade 6-8

CLASS CE – Grade 9-13

Item No.

1. Still life
2. Outdoor scene (land, water, city)
3. Animal(s)
4. Human portrait or figure
5. Cartoon
6. Abstract
7. Surreal/Fantasy
8. Building (interior/exterior)
9. Flowers/plants
10. Transportation
11. Shape (word art included)

PAINTING / ACRYLICS AND OILS

CLASS AF – Grade 3-5

CLASS BF – Grade 6-8

CLASS CF – Grade 9-13

Item No.

1. Still life
2. Outdoor scene (land, water, city)
3. Animal(s)
4. Human portrait or figure
5. Cartoon
6. Abstract
7. Surreal/Fantasy
8. Building (interior/exterior)
9. Flowers/plants
10. Transportation
11. Shape (word art included)

PAINTING / TEMPERA

CLASS AG – Grade 3-5

CLASS BG – Grade 6-8

CLASS CG – Grade 9-13

Item No.

1. Still life
2. Outdoor scene (land, water, city)
3. Animal(s)
4. Human portrait or figure
5. Cartoon
6. Abstract
7. Surreal/Fantasy
8. Building (interior/exterior)
9. Flowers/plants
10. Transportation
11. Shape (word art included)

PAINTING / MIXED MEDIA – (ex. a combination of any two or more mixed media). Must include information on type of media used.

CLASS AH – Grade 3-5

CLASS BH – Grade 6-8

CLASS CH – Grade 9-13

Item No.

1. Still life
2. Outdoor scene (land, water, city)
3. Animal(s)
4. Human portrait or figure
5. Cartoon
6. Abstract
7. Surreal/Fantasy
8. Building (interior/exterior)
9. Flowers/plants
10. Transportation
11. Shape (word art included)

OTHER PAINTING / DRAWING

CLASS AI – Grade 3-5

CLASS BI – Grade 6-8

CLASS CI – Grade 9-13

Item No.

1. Glass etching
2. Air brush
3. Design painted on a piece of wood, metal, or glass
4. Tole painting, rosemailing
5. Sketch book, (20 page minimum)
6. Scratch board (no signing)
7. Paint by number (no signing)
8. Fuzzy poster kit (no signing)
9. Pour technique

CERAMICS COMMERCIAL MOLD

CLASS AJ – Grade 3-5

CLASS BJ – Grade 6-8

CLASS CJ – Grade 9-13

Item No.

1. Item with stained finish i.e. Clover College
2. Item with stained finish, using air spray method
3. Item with reverse stain finish
4. Item using dry brushing
5. Item using translucents
6. Item using crackle
7. Item using glaze finish
8. Item with underglazes using air spray method
9. Item with underglazes with transparent finish
10. Item with Mother of Pearl glaze
11. Item using decals
12. Item using color wash under a glaze
13. Item using 3 or more techniques (must list techniques used)

HAND-BUILT CLAY

CLASS AK – Grade 3-5

CLASS BK – Grade 6-8

CLASS CK – Grade 9-13

Item No.

1. Item using pinch method
2. Item using coil method
3. Item using slab, press, or drape method
4. Item wheel-thrown
5. Item using mixed methods (include card explaining method)
6. Item from air dried clay
7. Item from oven-baked clay, not kiln fired (eg. femo, scupy)

SCULPTURE/THREE DIMENSIONAL ART – (No jewelry)

CLASS AL – Grade 3-5

CLASS BL – Grade 6-8

CLASS CL – Grade 9-13

Item No.

1. Paper Mache, animal or human form
2. Paper Mache, functional item (bowl, vase, etc)
3. Paper Mache, other
4. Wire sculpture (no signing)
5. Soft sculpture (no signing) (No clay under this category)
6. Plaster sculpture
7. Any other sculpture / carving

CREATIVE STITCHERY, MACRAME, LATCH HOOK, FABRIC DESIGN, WEAVING – (if framed, back must be visible)

CLASS AM – Grade 3-5

CLASS BM – Grade 6-8

CLASS CM – Grade 9-13

Item No.

1. Decorative stitchery
2. Sample of 8 common embroidery stitches (not a drawing)
3. Crewel embroidery

4. Needlepoint
5. Counted cross stitch
6. Stamped cross stitch
7. Quick Point
8. Plastic canvas stitchery
9. Punch needle
10. Ribbon embroidery
11. Candlewicking
12. Tatting
13. Macramé, sampler showing 4 commonly used knots (not a drawing)
14. Macramé, other item (no jewelry)
15. Latch hook
16. Batik (not on paper)
17. Tie dye
18. Fabric, painted
19. Woven article
20. Coiled weaving, any article
21. Wool felting
22. Applique

STENCILING – (Put in plastic Ziploc bag or as appropriate to protect the item)

CLASS AN – Grade 3-5

CLASS BN – Grade 6-8

CLASS CN – Grade 9-13

Item No.

1. On paper, using pencils or crayons
2. On paper using paints
3. On fabric, using paints
4. On wood or metal, using paints
5. Other stencil not listed

BLOCK PRINTING/STAMPING

CLASS AO – Grade 3-5

CLASS BO – Grade 6-8

CLASS CO – Grade 9-13

Item No.

1. Stamp prints (from found objects, vegetable, potato, eraser, etc.) Describe stamp used for the exhibit.
2. Carved block print (cardboard, linoleum, wood) NOTE: Bring items used to print in a Ziploc bag or as appropriate to protect the item.
3. Constructed block print (string, glue, collage, etc.) NOTE: Bring items used to print in a Ziploc bag or as appropriate to protect the item.
4. Decorative art made from commercial rubber stamp(s)
5. Greeting card or stationery made with commercial rubber stamp(s)
6. Other paper project made with commercial rubber stamp(s)

BASKETRY and DOLLS

CLASS AP – Grade 3-5

CLASS BP – Grade 6-8

CLASS CP – Grade 9-13

Item No.

1. Basketry – Natural fibers
2. Basketry – Coiled
3. Basketry – Synthetic fibers
4. Basketry – Paper twist
5. Basketry – Other
6. Doll – Corn husk/Papertwist
7. Doll – Mop
8. Doll – Clothespin
9. Doll – Fabric
10. Doll – Wooden
11. Doll – Spool
12. Doll – Other
13. Shadowbox of room for a doll
14. Miniature dollhouse furniture item
15. Miniature dollhouse accessory

EGG ART – On whole eggs or shells (except sugar eggs). Must be in a display container. (Eggs have to be blown out.) One egg per container.

CLASS AQ – Grade 3-5

CLASS BQ – Grade 6-8

CLASS CQ – Grade 9-13

Item No.

1. Wax resist dyed (Ukrainian egg)
2. Natural dyes, (must list natural ingredient(s) used)
3. Synthetic dyes
4. Covered eggs (quilled, beaded, etc.)
5. Painted eggs
6. Shadow box eggs
7. Sugar Eggs
8. Cascarones, Latino art
9. Other egg art not listed

PAPER CRAFT – (Put in plastic Ziploc bag or as appropriate to protect the item)

CLASS AR – Grade 3-5

CLASS BR – Grade 6-8

CLASS CR – Grade 9-13

Item No.

1. Quilling
2. Origami/Kirigami stationery/cards-original
3. Origami/Kirigami single-original
4. Origami multiple original figures in a display
5. Origami kit
6. Silhouettes/Scherenschnitte
7. Homemade paper sampler (2 different samples of paper, 5"x7", with description of materials and methods used attached to tag board)
8. Decorative art made from Homemade paper
9. Embossed Paper (not rubber stamped)
10. Paper Molding
11. Memory page (must include date) 4-H record page
12. Memory page (must include date) trip/vacation
13. Memory page (must include date) important life event (i.e. graduation / wedding)
14. Memory page (must include date) sports related
15. Memory page (must include date) page about self
16. Memory page (must include date) 2 color only page
17. Memory page (must include date) page using at least 4 scrapbooking details (grommets, die cuts, stickers, etc., list details)
18. Memory page (must include date) 2 or 3 pages from scrapbook, coordinated by theme, color scheme, etc.
19. Memory page (must include date) Page totally self created (photos you took, embellishments you made, shapes you cut, only the background paper purchased)
20. Memory page, digitally made (must include date)
21. Paper embroidery
22. Paper weaving
23. Other paper craft not listed

CALLIGRAPHY / TYPOGRAPHY – Suggested styles: Gothic, Roman, Oriental, Mood Lettering, Original (Put in plastic Ziploc bag or as appropriate to protect the item)

CLASS AS – Grade 3-5

CLASS BS – Grade 6-8

CLASS CS – Grade 9-13

Item No.

1. Calligraphy - Logo design (business, school, other)
2. Calligraphy - Announcements (wedding, birth, etc.-include 5 samples)
3. Calligraphy - Certificates (Confirmation, awards, etc.)
4. Calligraphy - Stationery (personal, business, etc.)
5. Calligraphy - Prose or poetry
6. Calligraphy - Cover design (book, calendar, album, etc.)
7. Calligraphy – Other not listed

8. Typography - Logo design (business, school, other)
9. Typography - Announcements (wedding, birth, etc.-include 5 samples)
10. Typography - Certificates (Confirmation, awards, etc.)
11. Typography - Stationery (personal, business, etc.)
12. Typography - Prose or poetry
13. Typography - Cover design (book, calendar, album, etc.)
14. Typography – Other not listed

JEWELRY – Secured in small box or on tag board (NOT entry card) of appropriate size. (Do not cover clasp)

CLASS AT – Grade 3-5

CLASS BT – Grade 6-8

CLASS CT – Grade 9-13

Item No.

1. Bead jewelry item
2. Clay jewelry item
3. Paper jewelry item
4. Metal jewelry item (no purchased metal beads)
5. Natural material jewelry item
6. Fabric jewelry
7. Thread/yarn jewelry
8. Macramé jewelry
9. Rubberband jewelry
10. Other jewelry item not listed

BEADIE BUDDIES / BEAD ART (no jewelry)

CLASS AU – Grade 3-5

CLASS BU – Grade 6-8

CLASS CU – Grade 9-13

Item No.

1. Pony Beads
2. Small Pony Beads
3. E Beads
4. Seed beads
5. 3 Dimensional
6. Bead painting (e.g. Diamond Dots/Diamond Art) (kit) must be finished for display
7. Bead painting (e.g. Diamond Dots/Diamond Art) (original) must be finished for display

SAND ART / CANDLES

CLASS AV – Grade 3-5

CLASS BV – Grade 6-8

CLASS CV – Grade 9-13

Item No.

1. Sand art, container, original
2. Sand art, picture, kit
3. Sand art, picture, original
4. Sand painting
5. Candles, kit
6. Candles, original
7. Candles, molded
8. Candles, dipped

OTHER CREATIVE WORKS

CLASS AW – Grade 3-5

CLASS BW – Grade 6-8

CLASS CW – Grade 9-13

Item No.

1. Collage any media or combination of material, no digital
2. Art/craft promoting 4-H
3. Decoupage/Mod Podge
4. Casting (any article or object cast; includes resin/epoxy molds)
5. String Art
6. Article using wood burning technique
7. Handmade artificial flowers (corn husk, silk, etc.)
8. Natural material craft
9. Project made with natural dye made by you

10. Mobile, any material
11. Stained glass, original (no plastic or painting on glass)
12. Metal enameling/cloisonné
13. Creative shape design (no drawings)
14. Other art/craft, kit (not listed elsewhere)
15. Other art/craft, original (not listed elsewhere)
16. Leather craft, from a kit
17. Leather craft, original
18. Homemade or decorated picture frame
19. Computer generated art, original (include screenshots of process)
20. Book – evaluated on visual appearance
21. Tin punch
22. Mosaic art
23. Suncatcher
24. Holiday ornament
25. Holiday decoration, not an ornament
26. Recycled art, decorative; (Include on card materials recycled and purpose of item)
27. Fused glass
28. Wax resist
29. Dodecahedron, geometric model / shaped item
30. Any Latino art item not listed
31. Duct tape art

PERFORMING ARTS – for members enrolled in Theatre Arts, Music and/or Clowning

CLASS AX – Grade 3-5

CLASS BX – Grade 6-8

CLASS CX – Grade 9-13

Item No.

1. Scrapbook on topic related to music
2. Scrapbook on topic related to drama
3. Scrapbook on topic related to puppetry
4. Scrapbook on topic related to clowning
5. Script for musical
6. Script for play
7. Script for skit
8. Script for puppet show
9. Homemade musical instrument (include statement of how to play it)
10. Homemade puppet
11. Homemade clown costume or accessories, with card explaining use
12. Poster or display about costuming or make-up (drama or clowning)
13. Written review of 2 or more performances related to the performing arts.
14. Sketch, photo, or drawing and explanation of a set for a play
15. Sketch, photo, or drawing and explanation of a set for a musical
16. Sketch, photo, or drawing and explanation of a set for a puppet show
17. Sketch, photo, or drawing and explanation of a set for a clown act
18. Any other project related to the performing arts
19. Display showing different kinds of clowns or clown faces
20. Written record of your theater trunk. Include a photo of your trunk and a listing of what is inside, where you got it and what it could be used for.
21. Play character biography
22. DVD or CD cover design
23. Poster or display promoting a movie, TV show, concert, band, plat etc.
24. Booklet/Notebook of instructions for drama games related to any performing art.

COLLECTIONS – (Exhibitor must be enrolled in collection project.)

CLASS AZ – Grade 3-5

CLASS BZ – Grade 6-8

CLASS CZ – Grade 9-13

Item No.

1. Collection (at least 10 items). May be any collection, baseball cards, coins, stamps, etc. **Must include written report on the collection, its history, where it came from, why collected, what it means to you, what you have learned from it.** A different exhibit must be made each year. A collection may be added to (at least 10 new items), but indicate starting point of new information.
2. A display on poster board (no larger than 11"x14") about a collection you have researched including information about popularity, websites, value, history, etc.). You do not need to collect the item yourself.
3. Record of your collections project

Collections Note – For display and judging purposes, the following are required:

Minimum of 10 items from your collection.

Photo and a brief description of your collection on poster board (no larger than 11"x14"). Collection will not be displayed

Only picture and description will be left for display at the fair.

Collections will be judged face to face. Bring collections to the New Youth Building on Wednesday between 6:30 p.m. and 7:30 p.m. to meet with the judge.

There is a first come, first serve sign-up sheet beginning at 5:00 p.m. Wednesday evening at the Arts & Crafts area.

**DEPARTMENT 20
JUNIOR PHOTOGRAPHY and
COMMUNICATION ARTS**



Superintendent – Debbie Abraham Assistant – Donnalee Hoelzen

CONTEST RULES: READ CAREFULLY – THERE WILL BE NO EXCEPTIONS.

1. All photos must be taken by the exhibitor and be no more than one year old. (Entry day of last year's fair to entry day of this year's fair.)
2. A photograph may only be used once in this department. You may not use the same image in color and black & white item numbers. This includes "identical looking" images that could be mistaken for "same" images.
3. You may not use the same image in Department 20 and then use it again in Department 120.
4. Mount your photos on a Horizontally Orientated 7"x11" white poster-board. No extra decorations, captions or descriptions. Use AMPLE amounts of RUBBER CEMENT or PERMANENT double-sided tape for attaching your photos. This will keep them from falling off during the fair.
5. All photos must be 3.5" x 5" up to 4"x 6", unless otherwise stated.
6. The entry tag must be placed on the front of the poster-board. It may not cover the photos or hang over the edge of the poster board. Fold up your name so it does not show. Tag may be trimmed slightly. Do not attach tag with staples or paperclips. We recommend attaching your photos and entry tag at the same time to avoid the problems listed above.
7. Only one entry per item number is allowed. Please enter photos only in the category where they best fit.
8. All item numbers consist of one photo, except where noted.
9. Entries not meeting the exhibit regulations will be at the discretion of the judge to mark down accordingly.
10. "Hand of Man" is described as people or anything created by people.
11. Sepia and other monochromatic prints should be entered under the black & white item numbers.
12. Enhancements made MUST be minimal – Judging is based on photography skill not computer skills. Your judge will make that decision

13. No trail camera or computer live cam photographs are allowed. Drone photographs MUST be entered ONLY in item number 61 and 62.

* Any photo found to be objectionable or in poor taste will not be judged or displayed.

NOTE: Three (3) photos (one for each grade group) will be selected for the State Fair Photography exhibit.

Please contact a superintendent or assistant with any questions.

Exhibitors may enter a total of 25 items from the following list.

Premiums:

1st \$2.00 2nd \$1.75 3rd \$1.50 4th \$1.25

CLASS A – Grades 3-5

CLASS B – Grades 6-8

CLASS C – Grades 9-13

Item No.

1. Child(ren) 17 years and under – color
2. Child(ren) 17 years and under – black & white
3. Adult(s) 18 years and over – color
4. Adult(s) 18 years and over – black & white
5. Interaction between people – color
6. Interaction between people – black & white
7. Person(s) with animal(s) – color
8. Person(s) with animal(s) – black & white
9. Group Shot – an arrangement, by you, of three of more persons – color
10. Group Shot – an arrangement, by you, of three of more persons – black & white
11. Pet(s) – no people – color
12. Pet(s) – no people – black & white
13. Farm animal(s) no people – color
14. Farm animal(s) no people – black & white
15. Wild or Zoo animal(s) no birds, bugs or people – color
16. Wild or Zoo animal(s) no birds, bugs or people – black & white
17. Wild or Zoo bird(s) – no people – color
18. Wild or Zoo bird(s) – no people – black & white
19. Insect(s) and other small creatures – no people or mammals – color
20. Insect(s) and other small creatures – no people or mammals – black & white
21. Flower(s), Plant(s) and Fungi - no insects on your subject(s) – color
22. Flower(s), Plant(s) and Fungi - no insects on your subject(s) – black & white
23. Nature Detail, (this will only be a part of your subject) no hand of a man – color
24. Nature Detail, (this will be only a part of your subject) no hand of a man – black & white
25. Architecture – Building(s) (no close-ups) – color
26. Architecture – Building(s) (no close-ups) – black & white
27. Architecture – Non Building (no close-ups or sculptures) – color
28. Architecture – Non Building (no close-ups or sculptures) – black & white
29. Close-up of a man made object (this will only be a part of your subject) – color
30. Close-up of a man made object (this will only be a part of your subject) – black & white
31. Transportation – no close-ups – color
32. Transportation – no close-ups – black & white
33. Abstract (shapes, lines and or patterns) – color
34. Abstract (shapes, lines and or patterns) – black & white
35. Rural activities (not a scenic) – color
36. Rural activities (not a scenic) – black & white
37. Urban activities (not a scenic) – color
38. Urban activities (not a scenic) – black & white
39. Nature scenic (without hand of man) – color
40. Nature scenic (without hand of man) – black & white
41. Scenic (with a man-made point of interest) – color
42. Scenic (with a man-made point of interest) – black & white
43. Action – (stop, slow, or panned) – color
44. Action – (stop, slow, or panned) – black & white
45. Night Time, no flash – color
46. Night Time, no flash – black & white
47. Seasonal depiction – color
48. Seasonal depiction – black & white
49. Still Life – an arrangement BY THE EXHIBITOR of 3 or more nonliving objects, not including your background – color
50. Still Life – an arrangement BY THE EXHIBITOR of 3 or more nonliving objects, not including your background – black & white
51. Silhouette – your subject will be a black shape – color
52. Silhouette – your subject will be a black shape – black & white
53. Reflection – your subject reflected in another surface – color
54. Reflection – your subject reflected in another surface – black & white
55. County or State Fair – color
56. County or State Fair – black & white
57. Travel Scenic, with or without hand of man – color
58. Travel Scenic, with or without hand of man – black & white
59. Travel Non Scenic – color
60. Travel Non Scenic – black & white
61. Unusual Perspective or Viewpoint (bird or bugs eye view, trick perspective) – color
62. Unusual Perspective or Viewpoint (bird or bugs eye view, trick perspective) – black & white
63. Enlargement, 5"x7", Portrait with eye contact – Child(ren) 17 years and under – color
64. Enlargement, 5"x7", Portrait with eye contact – Child(ren) 17 years and under – black & white
65. Enlargement, 5"x7", Portrait with eye contact – Adult(s) 18 years and over – color
66. Enlargement, 5"x7", Portrait with eye contact – Adult(s) 18 years and over – black & white
67. Enlargement, 5"x7", Portrait with eye contact – Animal(s) – color
68. Enlargement, 5"x7", Portrait with eye contact – Animal(s) – black & white
69. Enlargement, 5"x7", Scenic, with or without hand of man – color
70. Enlargement, 5"x7", Scenic, with or without hand of man – black & white
71. Enlargement, 5"x7", any other (no people, animals of any kind or scenes) – color
72. Enlargement, 5"x7", any other (no people, animals of any kind or scenes) – black & white
73. Calendar – 12 Photos (or 13 if using a photo on the cover) in any calendar form. Text is optional. Exhibitors name must be covered - color, black & white or combination
74. Book, 12 or more photos in book form with text. Book size should be at least 8"x8" in size. All photos used must be taken by the exhibitor. Book can be homemade or purchased. Exhibitors name must be covered if it appears on the book. color, black & white or combination

CLASS D – CONFERENCE

Judged promptly at 9:00 AM. The exhibitor must be present and stay for the conference judging.

Member's Grade:

3-5	6-8	9-13
Item No.	Item No.	Item No.
1	2	3

My Best Photo (5"x7"). This should be the exhibitor's most technically and compositionally correct image.



CLASS E – PHOTOGRAPHY / VIDEOGRAPHY

The exhibitor must be present for the judging.
The exhibitor **MUST BRING** the (Laptop, Tablet or Phone etc.) on which to view the entered item.
This item will be judged following class D at 9:00 am.

Member's Grade:

3-5	6-8	9-13	
<u>Item No.</u>	<u>Item No.</u>	<u>Item No.</u>	
1	2	3	One – 3 minute DVD that tells a story (created and filmed by the exhibitor)
4	5	6	One – 1 minute news spot (created and filmed by the exhibitor) DVD
7	8	9	One – 30 second commercial (created and filmed by the exhibitor) DVD

MERIT AWARDS

- Computer generated greeting card
- Computer generated scrapbook, min 2 pages
- Computer generated book, min 2 pages
- Computer generated letter
- Computer generated animation
- Computer generated magazine or newspaper, min 4 pages
- Create a database
- Exhibit using spreadsheet or graphics or charts
- Computer manipulated photo showing the before and after
- Exhibit on leadership shown in the computer project
- Create a 3-D printed item (original)
- Coding (include screenshots and final product)
- Other computer generated item not listed

CLASS C – COMPUTER SCIENCE – Grades 9-13

- Item No.
- Diagram, parts of a computer
 - Create a presentation
 - Dismantle a tower
 - Build a computer
 - Build a website (Include a link to the website)
 - Computer generated t-shirt
 - Report on a virus
 - Report on computers in our lives / jobs
 - Report on caring for computers
 - Report on how to use the internet safely
 -
 - Computer generated graphic illustration
 - Computer generated greeting card
 - Computer generated scrapbook, min 2 pages
 - Computer generated book, min 2 pages
 - Computer generated letter
 - Computer generated animation
 - Computer generated magazine or newspaper, min 4 pages
 - Create a database
 - Exhibit using spreadsheet or graphics or charts
 - Computer manipulated photo showing the before and after
 - Exhibit on leadership shown in the computer project
 - Exhibit on database reports
 - Exhibit on a Pi project
 - Create a 3-D printed item (original)
 - Coding (include screenshots and final product)
 - Other computer-generated item not listed

**DEPARTMENT 21
JUNIOR COMPUTERS**



Superintendent – Matthew Terpstra

Rules and Regulations

- Exhibit must be the work of the exhibitor. Except in the case of a photo manipulation you must own the copyright, either by taking it or getting written consent.
- If exhibit requires a computer, the exhibitor must bring their own device Example: laptop, tablet, etc.
- Include a card with the below information:
 - Origin of the images used, if any.
 - Amount of time spent on the project.
 - Any additional information you wish to share regarding your project
- Poster and Diagram size is 14"x22"

Premiums:

1st \$2.00 2nd \$1.75 3rd \$1.50 4th \$1.25

CLASS A – COMPUTER SCIENCE – Grades 3-5

- Item No.
- Diagram, parts of a computer
 - Create a presentation
 - Report on computers in our lives / jobs
 - Report on caring for computers
 - Report on how to use the internet safely
 - Report on AI and its effect on our lives
 - Computer generated graphic illustration
 - Computer generated greeting card
 - Computer generated letter
 - Create a 3-D printed item (original)
 - Other computer-generated item not listed

CLASS B – COMPUTER SCIENCE – Grades 6-8

- Item No.
- Diagram, parts of a computer
 - Create a presentation
 - Dismantle a tower
 - Build a computer
 - Build a website (Include a link to the website)
 - Computer generated t-shirt
 - Report on a virus
 - Report on computers in our lives / jobs
 - Report on caring for computers
 - Report on how to use the internet safely
 - Report on AI and its effect on our lives
 - Computer generated graphic illustration

**DEPARTMENT 22
JUNIOR WOODWORKING**



Superintendent – Dustin Heitkamp

Open to members enrolled in 4-H Woodworking Project or members of other youth groups doing equivalent work. An exhibitor may only enter in one class.

On the back of the fair tag or on an attached 3x5 card write the article name, skills learned and the finish used.

Premiums:

1st \$2.00 2nd \$1.75 3rd \$1.50 4th \$1.25

CLASS A – WOODWORKING 1 – Grades 3-4

The use of hand tools is encouraged but not required.

- Item No.
- An article for use in farm or home workshop
 - An article for use out of doors
 - An article for use in storage
 - An article for use in kitchen or living room
 - An article for use in the home
 - Toy or homemade game
 - An article of creative design from wood or wood & other materials
 - An article made from a kit
 - Clover College project
 - Poster of common woodworking tools

11. Display of different nails and screws
12. Poster of important woodworking safety practices

OVERALL CHAMPION CLASS A

Premiums:

1st \$2.00 2nd \$1.75 3rd \$1.50 4th \$1.25

CLASS B – WOODWORKING 2 – Grades 5-6

Item No.

1. An article for use in farm or home workshop
2. An article for use out of doors
3. An article for use in storage
4. An article for use in kitchen or living room
5. An article for use in the home
6. Toy or homemade game
7. An article of creative design from wood or wood & other materials
8. An article made from a kit
9. Display of different species of wood
10. Plan for a wooden item drawn to scale
11. Display of different finishes
12. Item made at Clover College

OVERALL CHAMPION CLASS B

Premiums:

1st \$2.50 2nd \$2.25 3rd \$2.00 4th \$1.75

CLASS C – WOODWORKING 3 – Grades 7-8

Item No.

1. An article for use in farm or home workshop
2. An article for use out of doors
3. An article for use in storage
4. An article for use in kitchen or living room
5. An article for use in the home
6. Toy or homemade game
7. An article of creative design from wood or wood & other materials
8. An article made in Industrial Arts, Vo-Ag class, or Shop as part of class work or extra credit
9. An article made from a kit
10. Poster of woodworking careers
11. Display of different wood fastener
12. Poster of different types of wood clamps
13. Display of different types of wood stains

OVERALL CHAMPION CLASS C

Premiums:

1st \$3.00 2nd \$2.75 3rd \$2.50 4th \$2.25

CLASS D – WOODWORKING 4 – Grades 9-13

Item No.

1. Useful article for use on farm or in home
2. Useful article to be used out of doors
3. Useful article of furniture or cabinet making
4. Useful article for use in the home
5. Useful article for use in some building other than the home or for use in some other 4-H project
6. Useful article of farm carpentry
7. Repaired or refinished article
8. An article of creative design from wood or wood & other materials
9. An article made in Industrial Arts, Vo-Ag class, or Shop as part of class work or extra credit
10. An article made from a kit
11. Poster of advanced woodworking tools
12. Plans of current and ideal woodworking shop
13. Display of different adhesives
14. Poster of important safety practices when working with chemicals

OVERALL CHAMPION CLASS D

Premiums:

1st \$2.00 2nd \$1.75 3rd \$1.50 4th \$1.25

CLASS E – WOOD CARVING

Item No.

1. Any carved item, grades 3-7
2. Any carved item, grades 8 and up

Premiums:

1st \$2.00 2nd \$1.75 3rd \$1.50 4th \$1.25

CLASS F – CARVING – OTHER THAN WOOD

Item No.

1. Any carved item, grades 3-7
2. Any carved item, grades 8 and up



Superintendent – Dustin Heitkamp

Premiums:

1st \$2.00 2nd \$1.75 3rd 1.50 4th \$1.25

CLASS A – Unit I- MAGIC OF ELECTRICITY – Limited only to exhibitors enrolled in Electricity I or comparable project.

Item No.

1. Homemade flashlight
2. Simple switch
3. Circuit with two batteries and one light bulb
4. Compass
5. Electromagnet
6. Galvanometer
7. Electric motor
8. Electric question board
9. Steady hand tester
10. Scrapbook of experiments
11. Any other, attach a 3"x5" card of explanation

Premiums:

1st \$2.00 2nd \$1.75 3rd \$1.50 4th \$1.25

CLASS B – Unit 2- INVESTIGATING ELECTRICITY – Limited only to exhibitors enrolled in Electricity II or comparable project.

Item No.

1. Circuit diagrams with explanation
2. Series circuit
3. Parallel circuit
4. Momentary switch
5. Three-way switch
6. Soldered connection
7. Rocket launcher
8. Burglar alarm
9. A simple homemade buzzer
10. Scrapbook of experiments
11. Any other, attach a 3"x5" card of explanation

Premiums:

1st \$2.50 2nd \$2.25 3rd \$2.00 4th \$1.75

CLASS C – Unit 3- WIRED FOR POWER – Limited only to exhibitors enrolled in Electricity III or comparable project.

Item No.

1. Electrical tool and supply kit
2. Display of symbols on wires and cables and their meanings
3. Display of light bulbs and the jobs they do best
4. Poster on how to ready an appliance nametag
5. Chart showing the electrical usage of appliances
6. Poster on how to replace a switch
7. Old lamp that has been rewired, attach a 3"x5" card explaining how it was done.
8. A chart of the rooms in your house recording the results of your tests for grounded & ungrounded receptacles

9. Display of electric wires commonly used in home or farm wiring. Explain how each is used.
10. Any other exhibit, attach a 3"x5" card of explanation

Premiums:

1st \$2.50 2nd \$2.25 3rd \$2.00 4th \$1.50

CLASS D – Unit 4-ENTERING ELECTRONICS – Open to members enrolled in Electricity, Unit IV or comparable project.

Item No.

1. Display of electronic parts (labeled)
2. A circuit with a diode, explain what a diode does
3. A circuit with a transistor, explain what a transistor does
4. A circuit with a light emitting diode (LED) explain what a LED is
5. A circuit with LED flasher
6. Photocell alarm
7. Light meter
8. Silicon controlled rectifier (SCR) intruder alarm, explain how it works
9. 6-8 watt amplifier with integrated circuit
10. Scrapbook record of electrical improvements around your home and/or farm
11. Any other exhibit, attach a 3"x5" card explaining what it is

6. Poster listing preventive maintenance measures recommended for 2-cycle engines

CLASS F – BICYCLE Level 1: BICYCLING ADVENTURES

Item No.

1. Poster on proper way to wear a helmet
2. Display on helmet types
3. Poster on bike safety check
4. Exhibit on highway signs
5. Poster on how to make safe turns
6. Poster on crossing intersections safely
7. Poster on how to make safe stops
8. Display on riding a bike in traffic
9. Display on locating bike hazards
10. Display on choosing safe places to ride
11. Bike scrapbook
12. Report on a group bicycle ride

CLASS FA – BICYCLE Level 2: BICYCLING ADVENTURES

Item No.

1. Poster on purchase information on bikes
2. Display on bike parts
3. Poster on tire inflation
4. Display on bike adjustments
5. Display on chain maintenance
6. Poster on safe scanning
7. Poster on how to make safe turns
8. Poster on using gears efficiently
9. Poster on quick stopping
10. Display on dodging obstacles
11. Display on planning a bike trip
12. Exhibit on how to be a safe, courteous cyclist
13. Bike adventure journal

CLASS FB – BICYCLE Level 3: BICYCLING ADVENTURES

Item No.

1. Price comparison of bikes to buy
2. Display on how to fix a flat tire
3. Poster on chain maintenance (advanced)
4. Display on how to replace break cables
5. Poster on making emergency turns (advanced)
6. Poster on using gears efficiently
7. Display on riding safely at night, in bad weather
8. Report on career opportunities
9. Report on bike activism or community service
10. Report on a bike rodeo

Premiums:

1st \$2.50 2nd \$2.25 3rd \$2.00 4th \$1.75

CLASS G – AUTOMOTIVE

Item No.

1. Poster reporting a study of uses of family automobile
2. Poster indicating types of traffic signs, signals, & highway markings used in Wisconsin
3. Poster emphasizing hand signals & their meaning
4. Poster emphasizing fuel economy
5. Poster with information on selection & care for tires
6. Poster, how to safety check your car personally
7. Poster on map symbols
8. Booklet with information on car keeping, interior care, exterior care, washing, vacuuming, removing stains, polishing etc.
9. Booklet, engine parts & functions or power train & brake system parts & functions
10. First-aid & emergency equipment car kit

Premiums:

1st \$2.00 2nd \$1.75 3rd \$1.50 4th \$1.25


CLASS H – AEROSPACE – Grade 3-8

CLASS HA – AEROSPACE – Grade 9-13

Item No.

1. Model airplane-plastic
2. Model airplane-stick & paper, regular
3. Model airplane, gas powered

**DEPARTMENT 24
JUNIOR MECHANICAL SCIENCE**



Superintendent – Dustin Heitkamp

All Posters & Hardboard Panels are to be 14"x22"

Premiums:

1st \$2.50 2nd \$2.25 3rd \$2.00 4th \$1.75

CLASS A – TRACTOR

Item No.

1. Poster showing steps in daily maintenance of tractor
2. Poster showing a diagram of a fuel system
3. Poster showing a diagram of lubrication system
4. Poster illustrating ideas of tractor safety
5. Poster displaying diagram of ignition system
6. Poster with information of proper care of machinery
7. Display board showing different kinds of nuts, bolts, washers, screws, & other fasteners used on farm machinery, properly labeled
8. Poster illustrating ideas of machinery safety

Premiums:

1st \$2.00 2nd \$1.75 3rd \$1.50 4th \$1.25

CLASS D – SMALL ENGINES I (Four-Cycle Engine)

Item No.

1. Poster identifying parts of small engines & their function
2. Small engine safety poster
3. Poster emphasizing the skills of servicing small engines
4. Poster showing steps in preparing small engines for storage
5. Poster showing the events in a 4 cycle engine with a brief explanation

Premiums:

1st \$2.00 2nd \$1.75 3rd \$1.50 4th \$1.25

CLASS E – SMALL ENGINES Unit II (Two-Cycle Engines)

Item No.

1. Poster showing diagram of ignition system
2. Display showing worn or faulty engine parts with a statement as to cause & prevention
3. Small engine safety poster
4. Poster showing events in a 2 cycle engine with a brief explanation
5. Poster of carburetor parts with explanation of function of each. Float type or diagram type

4. Kite, homemade
5. Model glider
6. Model rocket w/ plastic fins
7. Single stage model rocket
8. Multi-stage model rocket
9. Single stage model rocket previously launched, attach a card describing launch, flight & recovery
10. Multi-stage model rocket previously launched, attach a card describing launch, flight & recovery
11. Poster, model rocket parts, labeled
12. Poster on model rocket safety
13. Poster, instrument panel
14. Poster, airplane history or progress in aerospace
15. Poster, airplane parts & functions
16. Poster, outer space study
17. Any other aerospace exhibit
18. Poster comparing birds to airplanes
19. Poster of aerospace careers
20. Poster of different types of aircraft
21. Poster on how weather affects flying
22. Paper flight simulator
23. Feather wing glider
24. Display of remote control parts and their functions
25. Poster of helicopter parts and their functions
26. Altitude tracker
27. Poster on how to earn a pilot's certificate
28. Poster of a navigation system
29. Personal career profile
30. Poster of at least 6 aircraft types and their usage

Premiums:

1st \$2.50 2nd \$2.25 3rd \$2.00 4th \$1.50

CLASS J – MODELS – Grade 3-8

CLASS JA – MODELS – Grade 9-13

Item No.

1. Train, snapfit
2. Train, glued, precolored
3. Train, glued, visible handpainted
4. Truck, snapfit
5. Truck, glued, precolored
6. Truck, glued, visible handpainted
7. Car, snapfit
8. Car, glued, precolored
9. Car, glued, visible handpainted
10. Ship, snapfit
11. Ship, glued, precolored
12. Ship, glued, visible handpainted
13. Motorcycle, snapfit
14. Motorcycle, glued, precolored
15. Motorcycle, glued, visible handpainted
16. Submarine, snapfit
17. Submarine, glued, precolored
18. Submarine, glued, visible handpainted
19. Tank, snapfit
20. Tank, glued, precolored
21. Tank, glued, visible handpainted
22. Airplane, snapfit
23. Airplane, glued, precolored
24. Airplane, glued, visible handpainted
25. Helicopter, snapfit
26. Helicopter, glued, precolored
27. Helicopter, glued, visible handpainted
28. Race car, snapfit, decaled
29. Race car, glued, decaled
30. Building, snapfit
31. Building, glued, precolored
32. Building, glued, visible handpainted
33. Any other model, snapfit
34. Any other model, glued, precolored
35. Any other model, glued, visible handpainted
36. Original design, glued, visible handpainted
37. Any other original design

38. Modified model from a kit (attach a 3"x5" card to explain modifications)
39. Any other model

Legos / Building Blocks – All lego projects need to have a base. (Size – as small as possible to fit the project)

40. Lego Construction (blocks – kit)
41. Lego Construction (blocks – custom design)
42. Lego Construction (Technics – kit)
43. Lego Construction (Technics – custom design)
44. Lego Construction (Mindstorm – kit)
45. Lego Construction (Mindstorm – custom design)
46. K'Nex Project (kit)
47. K'Nex Project (custom design)
48. Any other Lego/Building Block item not listed

Premiums:

1st \$2.00 2nd \$1.75 3rd \$1.50 4th \$1.25

CLASS K – HANDYMAN PROJECT

Open to any age woodworking or mechanical science project member doing repairing and refinishing type projects

Attach a statement of intended use, what was recycled and/or methods used and work done.

Item No.

1. Repaired, refinished, or constructed from recycled building materials article for use in the workshop
2. Repaired, refinished, or constructed from recycled building materials, article for sport or recreational purposes
3. Repaired, refinished, or constructed article for use in the home
4. Repaired, refinished, or constructed from recycled building materials, article for use out of doors

CLASS L – SHOP PROJECTS

(must be enrolled in Mechanical Science projects,

Item No.

1. A fabricated metal item
2. A hand machined metal item
3. A computer machined metal item
4. A Plexiglass item
5. Any other exhibit

**DEPARTMENT 25
JUNIOR FOODS & NUTRITION**



Superintendent – Betty Sacia Assistant – TBD

1. It is recommended that all food entries be brought in on Wednesday AM.
2. Display must be scrapbooks, report or visual displays (not posters).
3. Nuts are not allowed in baking items.
4. Entries should not be frosted.
5. All entries need to be placed on fair provided disposable trays on entry day.
6. Baking must be the work of the exhibitor.
7. **Cake Entries** – On entry day, exhibitor must bring the whole cake baked in either an 8"x8" or 9"x13" size pan and cut a 4"x4" corner piece from it to leave at the fair.
8. **Bread Entries** – Full loaf must be brought and cut in half by the exhibitor. Half will be left at the fair on entry day.
9. Rhubarb will be considered a fruit and pumpkin a vegetable for baked food and food preservation entries.
10. **Food Preservation Guidelines:**
All Food Preservation exhibits must be in standard canning jars and must state method of preservation such as hot water bath or pressure canned, length of processing time and date canned. Indicate if type and amount of acid used when appropriate. Tape labels securely on jars. Rings should be removed from the jars. **Current USDA and University Extension canning**

procedure must be followed. All entries must be processed after previous years La Crosse Interstate Fair.

11. Jam & Jelly Entries – No freezer jam or jelly.
12. Dried Foods Entries – 1/4 cup measure in clean sealed plastic clear bag unless otherwise stated.
13. Check your 4-H newsletter and the foods judging table, upon check-in, for the time schedule of judging.

Premiums:

1st \$2.00 2nd \$1.75 3rd \$1.50 4th \$1.25

- CLASS A – FOODS and NUTRITION PROJECT – Grade 3-4**
- CLASS B – FOODS and NUTRITION PROJECT – Grade 5-6**
- CLASS C – FOODS and NUTRITION PROJECT – Grade 7-9**
- CLASS D – FOODS and NUTRITION PROJECT – Grade 9 & Over**

<u>Item No.</u>				
<u>A</u>	<u>B</u>	<u>C</u>	<u>D</u>	
1	1	1	1	Rolled cutout white sugar cookies (3)
2	2			Chocolate chip drop cookies (3)
		2	2	Oatmeal drop cookies (3)
		3	3	Pressed or Spritz cookies (3)
		4	4	Nationality cookies (3), include a card with recipe, method of preparation, and country where cookie is served.
3	3			Chocolate brownies, unfrosted (3)
		5	5	Bar other than brownie, baked and unfrosted (3)
4	4	6	6	Muffins, made with fruit (label type), (3) (baked in cup papers)
5	5	7	7	Muffins, made with vegetable (label type) (3) (baked in cup papers)
8	8	10	9	Cake, yellow made from mix
9	9	11	10	Cake, homemade, not from a mix
10	10	12	11	Quick bread, 1 small loaf (3"x5"), any variety (label variety)
11	11	13	12	Baking powder biscuits, dropped, (3)
18	18	25	23	Baking powder biscuits, rolled, (3)
	12	14	13	Pretzels (3) without use of yeast
		15	14	Pretzels (3) yeast
		16	15	Bread sticks (3) yeast
		17	16	Dinner rolls (3) yeast
		18	17	Bread (white, yeast), 1-loaf, not bread machine
12	13	19		Bread, white, yeast, from bread machine, not from a mix, 1-loaf
13	14	20	18	Bread, whole wheat, yeast from bread machine, not from a mix, 1-loaf
14	15	21	19	Bread, whole wheat, not from bread machine, 1-loaf
		22	20	Bread, yeast, any other variety, not from machine (label variety)
	16	23		Bread, from a bread machine-not from a mix, 1 loaf any other variety (label variety)
	17	24	21	Any other yeast item any other, label variety
			22	Pastry shell (4-inch disposable tin)

Premiums:

1st \$2.00 2nd \$1.75 3rd \$1.50 4th \$1.25

<u>Item No.</u>				
<u>A</u>	<u>B</u>	<u>C</u>	<u>D</u>	
15	57	69	67	Scrapbook or display on My Plate
16	58	70	68	Scrapbook or display on kitchen safety
	59	71	69	Scrapbook or display on fast food nutrition
	60	72	70	Scrapbook or display on packing a safe food lunch
	61	73	71	Scrapbook or display on pasta varieties

62	74	72	72	Scrapbook or display on careers in nutrition
63	75	73	73	Scrapbook or display on food and fitness
64	76	74	74	Scrapbook, report or display on safe use of microwave
65	77	75	75	Scrapbook, report or display on safe use of microwave utensils
66	78	76	76	Scrapbook, report or display on proper food preservation techniques
67	79	77	77	Collection of microwave recipes you have tried
68	80	78	78	Collection of food preservation recipes you have tried
69	81	79	79	Collection of any food recipes you have tried
70	82	80	80	Scrapbook, report or display modifying recipes to promote optimal nutrition, 1-5 recipes showing original recipe and reason for changes

Premiums:

1st \$2.00 2nd \$1.75 3rd \$1.50 4th \$1.25

CLASS E – CAKE DECORATING

NOTE: No commercial decorations. All containers and decorations will be disposed of at the end of the fair.

Member's Grade:

<u>Item No.</u>		<u>Item No.</u>	
3-7		8-13	
1	2	7	2 cup cakes using 1-2 frosting techniques
3	4	8	2 cup cakes using 3 or more frosting techniques
5	6	9	2 cup cakes using edible decorations
		10	2 cup cakes using non-edible decorations
		11	2 cup cakes using 3 or more techniques including frosting techniques, edible decorations, and non-edible decorations. (List techniques used)
	6	12	8 x8 frosted cake, not in pan, decorated using 3 or more techniques including frostings, and or edible decorations and non-edible decorations. (List techniques used)
		13	8 x 8 cake, not in pan, using fondant techniques (list techniques used)

CLASS F – FAVORITE FOODS REVUE

Members may enroll in up to two categories they are enrolled in as 4-H projects.

NOTE: All Foods Revue entries must submit a 5x7 photo of exhibitor with their actual Foods Revue entry on an 8 1/2 x 11 sheet of paper at the drop-off time for all Fair entries in the Old Youth Building.

Premiums:

\$1.00 each participant

Item No.

1. Cloverbud -Grades K-2, enrolled as Cloverbud

Premiums:

1st \$3.00 2nd \$2.75 3rd \$2.50 4th \$2.25

Item No.

2. Exploring -Grade 3-4, enrolled in Exploring and not in foods project
3. Foods Revue – Grades 3-4
4. Foods Revue – Grades 5-6
5. Foods Revue – Grades 7-8
6. Foods Revue – Grades 9 & Over
7. Cake Decorating – Grades 3-5
8. Cake Decorating – Grades 6-8
9. Cake Decorating – Grades 9-13

EDNA HOTH MEMORIAL AWARD

Funds donated to the Ag. Society through the Hoth Memorial has allowed the Jr. Food Preservation fair exhibits the following:

1. A \$20.00 award to the best exhibit of home-canned PEACHES in CLASS GA/GB Combined (one overall award).
2. A double premium will be awarded to those exhibiting home-canned food items. (Dried foods are not included). The premiums stated are reflective of the doubled rate.



NOTE: Exhibitor must receive a blue placing in order to qualify for the special Food Preservation and Hoth Memorial awards.

CLASS GA – Members enrolled in FOOD PRESERVATION, CANNED FOODS grades 3-8

CLASS GB – Members enrolled in FOOD PRESERVATION, CANNED FOODS grades 9-13

Premiums:

1st \$4.00 2nd \$3.50 3rd \$3.00 4th \$2.50

Item No.

1. Canned peaches
2. Canned pears
3. Canned applesauce (strained)
4. Canned apples (quartered)
5. Canned cherries (pitted)
6. Canned blackberries
7. Canned any other fruit (label variety)
8. Canned tomato juice
9. Canned tomato sauce, meatless
10. Canned salsa
11. Canned tomatoes, whole or quartered
12. Canned green beans (cut)
13. Canned yellow beans (cut)
14. Canned carrots
15. Canned any other vegetable (label variety)
16. Canned beet pickles
17. Canned bread and butter pickles
18. Canned sweet pickles
19. Canned dill pickle (fermented)
20. Canned dill pickles (non-fermented)
21. Canned any other pickle (label variety)
22. Canned relish (any variety, label variety)
23. Jam (any variety, label variety)
24. Jelly (any variety, label variety)
25. Fruit butter (any fruit, label variety)

CLASS H– Members enrolled in FOOD PRESERVATION, DRIED FOODS grades 3-13

Premiums:

1st \$2.00 2nd \$1.75 3rd \$1.50 4th \$1.25

Item No.

1. Dried corn
2. Dried onions
3. Dried carrots
4. Dried peppers
5. Dried celery
6. Dried vegetable (any other not listed) (label variety)
7. Dried apples
8. Dried peaches
9. Dried cherries
10. Dried strawberries
11. Dried fruit (any other not listed) (label variety)
12. Apple leather 3 pcs.
13. Banana chips
14. Tomato leather, 3 pcs.
15. Any other fruit or vegetable leather or chip not listed (label variety), 3 pcs
16. Dried parsley
17. Dried dill
18. Dried chives

19. Any other dried herb or seasoning not listed above (label variety)
20. Dried meat jerky, 3 pcs.

CLASS I – MICROWAVE COOKING 1, 2, 3 and 4

Open to exhibitors enrolled in the Microwave Cooking 1, 2, 3 and 4 projects. One serving size is adequate for exhibit. Entire exhibit must be made using a microwave cooking process.

Premiums:

1st \$2.00 2nd \$1.75 3rd \$1.50 4th \$1.25

Item No.

1. Microwave nutritional snack (label variety)
2. Microwave candy
3. Microwave cookies/cereal bars, 3
4. Microwave cupcakes, 3
5. Microwave muffins, 3
6. Microwave cake, 1/2 of round single layer
7. Educational display on microwave cookery or microwave tips



2025 KING ARTHUR BAKING CONTEST



OPEN TO: All Junior Foods Exhibitors
KING ARTHUR BAKING CONTEST PRIZES: Junior Category

- 1st place: \$40 gift certificate to shopping at kingarthurbaking.com
- 2nd place: \$25 gift certificate to shopping at kingarthurbaking.com
- 3rd place: King Arthur Tote Bag
- All winners will also receive a gorgeous ribbon

RULES FOR ENTRY:

8. Pre-enter with your fair entry.
9. Exhibitor must bring the opened bag of King Arthur Flour or submit a UPC label from the flour bag when he/she submits the entry.
10. Contestant may enter a recipe of choice or use one from the King Arthur website: <https://www.kingarthurbaking.com/recipes/pick-your-own-fruit-cookies-recipe>
11. Must provide a legible recipe, with the entry, preferably typed on a 3"x5" or 4"x6" card.
12. All entries must be placed on fair provided disposable trays.
13. Failure to follow the rules may result in disqualification.
14. King Arthur is not responsible for replacing lost or misplaced prizes or ribbons (including: gift cards).

Criteria for judging of baked goods.

Taste.....50 points
Overall Appearance + Creativity....25 points
Texture.....25 points
TOTAL.....100 points

Premiums:

1st \$2.00 2nd \$1.75 3rd \$1.50 4th \$1.25

CLASS J – KING ARTHUR BAKING CONTEST

Item No.

1. Pick Your Own Fruit Cookie (3)




NEW – 2025 Wisconsin County Fair...Cheesy Beer Bread Bash Contest – WI State Fair

Each County & District Fair can advance one Digging Local...Cheesy Beer Bread Baker to the statewide 2025 Wisconsin County Fair...Digging Local...Cheesy Beer Bread Bash contest to be held on Saturday, August 9, 2025

Junior members are invited to participate in this culinary baking contest. Details are listed under Open Class Foods & Nutrition. To enter, please set up an open class online account in Blue Ribbon and enter in the Department 125, Class O, Item #1.

**DEPARTMENT 26
JUNIOR CLOTHING**



Superintendent – Diane Elsen Assistant – Linda Meinking

Exhibitors must bring hangers for clothing

Sewn articles must include a statement of: **Fabric Content, Care Instructions, Preparation of Fabric & Notions, Intended Use, Type of Interfacing**

Pin this information to the upper right-hand portion of your garment or article or item will be marked down at least one placing.

CLASS A, B and C – If an entry has an identified category that it can be entered in, you cannot enter it in an "OTHER" category.

Premiums:

1st \$2.00 2nd \$1.75 3rd \$1.50 4th \$1.25

CLASS A – Members enrolled in CLOTHING 1: UNDER CONSTRUCTION, grades 3-5

CLASS B – Members enrolled in CLOTHING 1: UNDER CONSTRUCTION, grades 6-8

CLASS C – Members enrolled in CLOTHING 1: UNDER CONSTRUCTION, grades 9-13 (in first year of clothing)

Item No.

1. Scarf with machine stitching (no fleece)
2. Skirt
3. Top-knit fabric
4. Top-woven fabric
5. Dress
6. Jumper
7. Pants-knit fabric
8. Pants-woven fabric
9. Lounging pants
10. Shorts-knit fabric or pantskirt
11. Shorts-woven fabric or pantskirt
12. Split skirt (culottes) knit
13. Split skirt (culottes) woven
14. Tote bag / purse
15. Sleepwear, at least 2 pieces or a nightgown
16. Jacket
17. Vest
18. Sewn Accessory

19. Any garment made with wool
20. Creative Renewals of homemade or purchased garment. (Must include a written statement of how member changed the garment)
21. Sewn Clothing item using kit
22. Simple garment for pre-school child
23. Costume
24. Sewn accessory made from fleece
25. Doll clothes (2-4 pieces)
26. Any other sewn clothing item

Premiums:

1st \$2.50 2nd \$2.25 3rd \$2.00 4th \$1.75

CLASS D – Members enrolled in CLOTHING 2: FASHION FORWARD, grades 8 and under

CLASS E – Members enrolled in CLOTHING 2: FASHION FORWARD, grades 9 and over

Item No.

1. Skirt
2. Top-knit fabric
3. Top-woven fabric
4. Dress
5. Jumper
6. Pants-knit fabric
7. Pants-woven fabric
8. Shorts-knit fabric
9. Shorts-woven fabric
10. Split Skirt (culottes) knit
11. Split Skirt (culottes) woven
12. Beachwear
13. Sleepwear, at least 2 pieces or a nightgown
14. Accessory
15. Jacket or coat
16. Vest
17. Sportswear outfit
18. Wool garment
19. Bathrobe
20. Party dress
21. Garment for pre-school child
22. Two-piece suit (jacket & slacks or skirt)
23. Costume
24. Creative renewals of homemade or purchased garment. (Must include a written statement of how member changed the garment)
25. Display or scrapbook of original design in clothing construction
26. Display or scrapbook designed to promote the use of wool in clothing construction
27. Tote bag / purse
28. Sewn clothing item using a kit
29. Sewn accessory made from fleece
30. Doll clothes (2-4 pieces)
31. Display of different fabric types (include a brief description and care for each fabric)
32. Sample of fabric (12"x12") using your own design (dyed or printed) explain the process used
33. Any other sewn clothing item not listed

Premiums:

1st \$3.00 2nd \$2.75 3rd \$2.50 4th \$2.25

CLASS F – Members enrolled in CLOTHING 3: REFINE DESIGN

Item No.

1. Skirt
2. Top-knit fabric
3. Top-woven fabric
4. Dress
5. Jumper
6. Pants-knit fabric
7. Pants-woven fabric
8. Shorts-knit fabric
9. Shorts-woven fabric
10. Split Skirt (culottes) knit
11. Split Skirt (culottes) woven

12. Beachwear
13. Sleepwear, at least 2 pieces or a nightgown
14. Accessory
15. Jacket or coat
16. Vest
17. Sportswear outfit
18. Wool garment
19. Bathrobe
20. Party dress
21. Garment for pre-school child
22. Two-piece suit (jacket & slacks or skirt)
23. Costume
24. Creative renewals of homemade or purchased garment. (Must include a written statement of how member changed the garment)
25. Sewn accessory made from fleece
26. Doll clothes (2-4 pieces)
27. Display or scrapbook of original design in clothing construction
28. Display or scrapbook designed to promote the use of wool in clothing construction
29. Garment made from an original design (must include a written statement of how member created the garment)
30. Any other sewn clothing item not listed

Premiums:

1st \$2.00 2nd \$1.75 3rd \$1.50 4th \$1.25

CLASS G – Members enrolled in CONSUMER SAVVY 1

Premiums:

1st \$2.50 2nd \$2.25 3rd \$2.00 4th \$1.75

CLASS H – Members enrolled in CONSUMER SAVVY 2

Premiums:

1st \$3.00 2nd \$2.75 3rd \$2.50 4th \$2.25

CLASS HA – Members enrolled in CONSUMER SAVVY 3

Item No.

1. Scrapbook, report, display or photo story on the selection of ready-to-wear, using good buymanship practice
2. Scrapbook, report, display or photo story showing an exhibit of wardrobe planning, using one wardrobe planning principle
3. Scrapbook, report, display or photo story "Putting on the Ritz". Plan and describe what you'd wear for a special occasion, wedding, prom, family portrait, etc.
4. Display a sports outfit. Pick your favorite sport and dress for the occasion. Shoes and equipment may be a picture, but the outfit should be on a hanger. This outfit may be sewn, purchased or a combination. Explain your choice.
5. Display on laundry tips
6. Display on stain removal
7. Make up kit, explain items
8. Life size body display
9. Display, scrapbook, report on hair care and styles
10. Creative renewal of clothing
11. Make you own paper dolls with wardrobe
12. Make a first aid kit for clothing
13. Report on advertising techniques used during one hour of children's programming
14. Scrapbook, report, display or photo story creating an advertisement for any article of clothing that will appeal to youth your age.

Premiums:

1st \$2.50 2nd \$2.25 3rd \$2.00 4th \$1.75

CLASS I – Equestrian Attire. Members enrolled in CLOTHES

HORSE PROJECT

Item No.

1. Article of clothing for horse rider
2. Article of clothing for the horse
3. Any other clothing horse exhibit

CLOTHING REVUE

Judged prior to fair

Cloverbuds-in grades K-2

Premiums:

\$1.00 Participation

Exploring members in grades 3-6 not enrolled in clothing project

Premiums:

1st \$2.00 2nd \$1.75 3rd \$1.50 4th \$1.25

Clothing Members

Premiums:

1st \$3.00 2nd \$2.75 3rd \$2.50 4th \$2.25

CLASS J – Cloverbud members, in grades K-2 (may enter one item from list)

CLASS K – Exploring members, in grades 3-4 and new members in grades 5-6 not enrolled in Clothing (may enter one item from list)

CLASS L – Members in grades 3-5, enrolled in CLOTHING 1: UNDER CONSTRUCTION (may enter 2 items from list plus consumer buymanship)

CLASS M – Members in grades 6-8 enrolled in CLOTHING 1: UNDER CONSTRUCTION (may enter 2 items from list plus consumer buymanship)

CLASS N – Members in grades 9-13 (first year of sewing), enrolled in CLOTHING 1: UNDER CONSTRUCTION (first year of clothing) (may enter 2 items from list plus consumer buymanship)

Item No.

1. Skirt
2. Top
3. Dress or jumper
4. Pants (long)
5. Shorts or pantskirt
6. Lounging pants
7. Jacket
8. Sportswear outfit (2 or more pieces)
9. Sleepwear, at least 2 pieces or a nightgown
10. Consumer buymanship outfit (at least one item constructed)
11. Full costume for self
12. Simple garment for another individual

CLASS O – Members enrolled in CLOTHING 2: FASHION FORWARD, grades 8 & under (may enter 2 items from list, plus consumer buymanship, plus garment for another individual)

CLASS P – Members in their second or more year of CLOTHING 2: FASHION FORWARD, grades 9 & over (may enter 2 items from list, plus consumer buymanship, plus garment for another individual)

CLASS Q – Members enrolled in CLOTHING 3: REFINE DESIGN, grades 9 & over (may enter 2 items from list, plus consumer buymanship, plus garment for another individual)

Item No.

1. Skirt and blouse
2. Dress for general wear
3. Jumper
4. Pants outfit (long)
5. Shorts outfit
6. Jacket
7. Two-piece suit (jacket & slacks or skirt)
8. Sportswear (2 or more pieces)
9. Beachwear
10. Sleepwear, at least 2 pieces or nightgown
11. Bathrobe
12. Garment for partywear

13. Garment for another individual
14. Consumer buymanship outfit (at least one item constructed)
15. Coat or outdoor wear
16. Full costume for self

CLASS R – Members enrolled in CONSUMER SAVVY 1 (judged on your choice of outfit, style, fit, cost, fabric content and care instructions)

CLASS S – Members enrolled in CONSUMER SAVVY 2 (judged on your choice of outfit, style, fit, cost, fabric content and care instructions)

CLASS SA – Members enrolled in CONSUMER SAVVY 3 (judged on your choice of outfit, style, fit, cost, fabric content and care instructions)

Item No.

1. Dressy outfit-formal occasion
2. Casual outfit

CLASS T – Members in grades 3-8 enrolled in KNITTING

CLASS U – Members in grades 9-13 enrolled in KNITTING

Item No.

1. Any garment KNITTED (accent/accessory items, hats, bands, mittens, not considered garments)

CLASS V – Members in grades 3-8 enrolled in CROCHETING

CLASS W – Members in grades 9-13 enrolled in CROCHETING

Item No.

Any garment CROCHETED (accent/accessory items, hats, bands, mittens not considered garments)

13. Display, scrapbook, report on yarns and equipment used for knitting
14. Display, scrapbook, report on care of knitted items
15. Display, scrapbook report on knitting and finishing techniques

Premiums:

1st \$3.00 2nd \$2.50 3rd \$2.00 4th \$1.50

CLASS B – KNITTING-Open to members enrolled in the Knitting Project for 3 or more years

Item No.

1. Slippers or booties
2. Hat with patterned stitch
3. Headband or skiband with patterned stitch
4. Two-needle mittens
5. Scarf
6. Poncho or cape
7. Simple sweater
8. Halter, shrink, shell, or vest
9. Legwarmers
10. Doll wardrobe
11. Accessory (e.g. cell phone cover, ipod cover, etc)
12. Christmas ornament
13. Dishcloth
14. Afghan, baby
15. Afghan
16. Article for use in the home
17. Any other exhibit not listed
18. Display, scrapbook, report on yarns and equipment used for knitting
19. Display, scrapbook, report on care of knitted items
20. Display, scrapbook, report on knitting and finishing techniques

Premiums:

1st \$2.00 2nd \$1.75 3rd \$1.50 4th \$1.25

CLASS C – CROCHETING-Open to members enrolled in the Crocheting project for 1 or 2 years

Item No.

1. Slippers or booties
2. Simple cap or hat
3. Scarf
4. Mittens or gloves
5. Vest, shrink, halter, or stole
6. Legwarmers
7. Purse or bag
8. Afghan-baby
9. Potholders-2
10. Placemats-2
11. Stuffed toy
12. Pillow
13. Doll clothes
14. Christmas ornament
15. Dishcloth
16. Any other exhibit not listed
17. Display, scrapbook, report on care of crocheted items
18. Display, scrapbook, report on yarns, threads and equipment used for crocheting.
19. Display, scrapbook, report on crocheting techniques.

Premiums:


1st \$3.00 2nd \$2.50 3rd \$2.00 4th \$1.50

CLASS D – CROCHETING-Open to persons enrolled in the Crocheting project for 3 or more years

Item No.

1. Slippers or booties
2. Mittens or gloves
3. Scarf
4. Purse or bag
5. Pillow
6. Stuffed toy
7. Placemats-4
8. Doily
9. Vest shrink, halter or stole

**DEPARTMENT 27
JUNIOR KNITTING & CROCHETING**



Superintendent – Diane Elsen Assistant – Linda Meinking

NOTE: Knitting entries must be made with needles, no loom entries.

Attach the following to the outer portion of your exhibit.

- Name of article, e.g. sweater, etc.
- Fiber content of yarn used
- Intended use and care
- Gauge and yarn called for in pattern
- Size of needle actually used
- Source of pattern (magazine, original, etc.)

These rules apply to the entire section

Premiums:

1st \$2.00 2nd \$1.75 3rd \$1.50 4th \$1.25

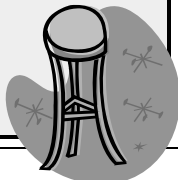
CLASS A – KNITTING-Open to members enrolled in the Knitting project for 1-2 Years

Item No.

1. Slippers or booties
2. Hat
3. Headband or skiband
4. Two-needle mittens
5. Scarf
6. Halter, shrink, shell, or vest
7. Doll wardrobe
8. Accessory (e.g. cell phone cover, ipod cover, etc)
9. Christmas ornament
10. Dishcloth
11. Article for use in home
12. Any other exhibit not listed

10. Baby bunting
11. Sweater
12. Dress
13. Rug
14. Afghan, baby
15. Afghan 42"x56" or larger
16. Doll clothes
17. Christmas ornament
18. Dishcloth
19. Any other exhibit not listed
20. Display, scrapbook, report on care of crocheted items
21. Display, scrapbook, report on yarns, threads and equipment used for crocheting.
22. Display, scrapbook, report on crocheting techniques.

**DEPARTMENT 28
JUNIOR HOME FURNISHINGS and
HOME ENVIRONMENT**



Superintendent – Cindy Lipke

All Entries must attach the following to the outer portion of your exhibit.

- Name of item
- Intended use and care
- Description of room or area where item will be used
- Statement of work done

	Premiums – CLASS A:			
1st \$2.00	2nd \$1.75	3rd \$1.50	4th \$1.25	
	Premiums – CLASS B:			
1st \$2.50	2nd \$2.25	3rd \$2.00	4th \$1.75	
	Premiums – CLASS C:			
1st \$3.00	2nd \$2.75	3rd \$2.50	4th \$2.25	

CLASS A – HOME ENVIRONMENT – GRADES 3-5

CLASS B – HOME ENVIRONMENT – GRADES 6-8

CLASS C – HOME ENVIRONMENT – GRADE 9 & OVER

Item No.

1. Pillow case
2. Tablecloth
3. Table runner
4. 2 placemats
5. Decorator pillow
6. Nine patch pillow
7. Bulletin board
8. Wastebasket
9. Collage
10. Mobile
11. Appliance cover
12. Appliance magnet
13. Pajama bag
14. Windsock
15. Hot pad/trivet
16. Outdoor decoration
17. Any item made from recycled material
18. Centerpiece, synthetic material
19. Centerpiece, natural plant material
20. Refinished accessory, include a before picture
21. Refinished piece of furniture, include a before picture
22. Arrangement of 3 items on a mat
23. Arrangement of 3 items for wall (include photo or drawing of arrangement)
24. Table décor
25. Fabric wall hanging – quilted by exhibitor
26. Fabric wall hanging – professionally quilted
27. No sew fleece blanket
28. Napkins
29. Wall décor
30. Any other simple item for the home

CLASS B – HOME ENVIRONMENT – GRADES 6-8

CLASS C – HOME ENVIRONMENT – GRADE 9 & OVER

Item No.

31. Holiday wall decoration
32. Holiday table decoration
33. Lampshade
34. Upholstered piece of furniture
35. Quilt, baby or lap, no bigger than 50"x 65" in size, appliquéd, hand quilted by exhibitor
36. Quilt, baby or lap, no bigger than 50"x 65" in size, appliquéd, machine quilted
37. Quilt, baby or lap, no bigger than 50"x 65" in size, appliquéd, professionally quilted by exhibitor
38. Quilt, baby or lap, no bigger than 50"x 65" in size, appliquéd, hand tied by exhibitor
39. Quilt, baby or lap, no bigger than 50"x 65" in size, pieced, hand quilted by exhibitor
40. Quilt, baby or lap, no bigger than 50"x 65" in size, pieced, machine quilted by exhibitor
41. Quilt, baby or lap, no bigger than 50"x 65" in size, pieced, professionally quilted
42. Quilt, baby or lap, no bigger than 50"x 65" in size, pieced, hand tied by exhibitor
43. Quilt, large size, appliquéd, hand quilted by exhibitor
44. Quilt, large size, appliquéd, machine quilted by exhibitor
45. Quilt, large size, appliquéd, professionally quilted
46. Quilt, large size, appliquéd, hand tied by exhibitor
47. Quilt, large size, pieced, hand quilted by exhibitor
48. Quilt, large size, pieced, machine quilted by exhibitor
49. Quilt, large size, pieced, professionally quilted
50. Quilt, large size, pieced, hand tied by exhibitor
51. Curtains/draperies
52. Place setting with centerpiece and menu
53. Scale drawing of room showing furniture arrangement and color and fabric used
54. Notebook or display illustrating variety of window treatments
55. Notebook or display illustrating types of flooring and their care
56. Notebook or display illustrating types of wall coverings and wall treatments

**DEPARTMENT 29
JUNIOR FAMILY & CHILD DEVELOPMENT**



Superintendent – Cindy Lipke

Premiums:

1st \$2.00	2nd \$1.75	3rd \$1.50	4th \$1.25
CLASS A – FAMILY & CHILD DEVELOPMENT – Grade 3-4			
CLASS B – FAMILY & CHILD DEVELOPMENT – Grade 5-6			
CLASS C – FAMILY & CHILD DEVELOPMENT – Grade 7-8			
CLASS D – FAMILY & CHILD DEVELOPMENT – Grade 9 & Over			
<u>Item No.</u>			

1. Display of early morning time clock and morning routine
2. Choke-tube and examples of items that pass and fail
3. A personal self-care plan for when you're home alone
4. Picture showing unsafe conditions and how you dealt with them
5. Age-appropriate toy chart
6. Family tree or mobile
7. Family meal plan and evaluation
8. Babysitter's kit, include age(s) of child(ren)
9. First aid kit (noncommercial)
10. Autobiography – birth to present
11. Toy made for a child, include age of child & an explanation of why the toy is a good choice
12. Project made with child, include age of child & an explanation of how it helped the child develop

13. Hand puppet, include age of child
14. Home constructed flannel board with story
15. Any other child development project not listed
16. Child development observation record, 1 sheet
17. Evaluation of TV programs for kids
18. Accessibility checklist or report
19. Display on the diversity of families in your community
20. Intergenerational community services project
21. Report on the roles and responsibilities of parenthood
22. Display on your teaching experience

2. A poster of stress reduction tips and suggestions for dealing with speech anxiety.
3. A cassette or videotape of you practicing your speech, with a short note describing what you noticed when you listened to the tape.

CLASS H – COMMUNICATIONS

Item No.

1. A photo exhibit, scrapbook or collage about the things you discovered from a person you interviewed.
2. An exhibit including photos and any other items you've gathered that relate to the project.
3. A report, essay or computer document about a person you interviewed.
4. A poster or collage that illustrates things families can do together instead of watching television.
5. A scrapbook or notebook about books people in the family have read and talked about together.
6. A family scrapbook of special events; birthday book; holiday book; or any other family journal that was created by two or more family members.

CREATIVE WRITING

Write your grade on exhibitor card.


CLASS I – CREATIVE WRITING – Grades 3-6

CLASS J – CREATIVE WRITING – Grades 7-13

Item No.

1. A hand written "common place book" (May be kept from year to year.)
2. A scrapbook or notebook of original poetry including at least one of the following: "found poem," nature poem, cinquaine, "telephone or vertical poem," or any other original poem.
3. A poster about proper e-mail etiquette.
4. A personal essay about why you keep a journal or diary. (Note: journals and diaries should not be entered in the fair.)
5. A handmade "few kind words book."
6. An original book review about a book. (This is different than a book report.)
7. An original cover illustration for a book.
8. A poster or display illustrating your top 10 favorite books ever read.
9. A collection of at least 10 original vertical poems.
10. Any other piece of original creative writing – poem
11. Any other piece of original creative writing – short story (Note intended audience.)
12. Any other piece of original creative writing – essay
13. Any other piece of original creative writing – drama – play, play reading, skit
14. Any other piece of original creative writing – descriptive paragraph
15. Comparative writing – informative versus creative writing. Use any form of writing to explain the difference between the two.
16. Original short story beginning with the phrase "What time is it?" "Nearly half-past three.." "What time did the train get in?" "Three o'clock.." Alan said excitedly "They'll be here any minute now!" Limit to 2 typed pages at least 12 point font.
17. An original "Letter to the Editor" (indicate when sent)
18. Record of your Creative Writing Project.
19. Any other piece of creative writing not listed.

DEPARTMENT 31 JUNIOR DEMONSTRATIONS, PRESENTATIONS & COMMUNICATIONS



Superintendent – Cathy Dresen

Classes A-F have been judged prior to fair at the 4-H Demonstration Festival in January. Blue ribbon demonstrations, Illustrated Talks and Action Centers repeated at fair during stage programs. Both team members should sign up to get their premiums.

Premiums:

Cloverbuds \$1.00

1st \$3.00 2nd \$2.75 3rd \$2.50 4th \$2.25

CLASS A – DEMONSTRATIONS, Individual

Item No.

1. Cloverbuds, grades K-2
2. Exhibitors, grades 3-7
3. Exhibitors, grades 8-13

CLASS B – DEMONSTRATIONS, Team

Item No.

1. Cloverbuds, grades K-2
2. Exhibitors, grades 3-7
3. Exhibitors, grades 8-13

CLASS C – ILLUSTRATED TALK, Individual

Item No.

1. Cloverbuds, grades K-2
2. Exhibitors, grades 3-7
3. Exhibitors, grades 8-13

CLASS D – ILLUSTRATED TALK, Team

Item No.

1. Cloverbuds, grades K-2
2. Exhibitors, grades 3-7
3. Exhibitors, grades 8-13

CLASS E – ACTION CENTERS-Individual

Item No.

1. Cloverbuds, grades K-2
2. Exhibitors, grades 3-7
3. Exhibitors, grades 8-13

CLASS F – ACTION CENTERS-team

Item No.

1. Cloverbuds, grades K-2
2. Exhibitors, grades 3-7
3. Exhibitors, grades 8-13

Premiums:


Cloverbuds \$1.00

1st \$2.00 2nd \$1.75 3rd \$1.50 4th \$1.25

CLASS G – SPEAKING

Item No.

1. A collection of two or more items that document how you planned your speech. These could include speech planning worksheet, list of references, speech outline, note cards, etc.



**DEPARTMENT 32
JUNIOR PROJECT BOOTHS**



Superintendent – Marla Stello

Specifications for the booth size and dimensions are in a separate file on the La Crosse Interstate Fair website. This is located under Junior Fair, Department 32.

<https://www.lacrosseinterstatefair.com/content/exhibitors/fair-book>

Below are notes for entering a fair booth.

1. Groups/Clubs requesting a booth should send an email to Marla at: lacrosseinterstatefair@yahoo.com or stellomj@hotmail.com There is no need to enter the booth on a fair entry form.
2. Electricity usage is not allowed.
3. Booths must be the representative work of the group/club members. Exhibits in the booth must be made or put together by youth. An adult can act in an advisory capacity only.
4. Booths are not to be painted and all staples must be removed when taking the booth down.
5. Booths must be assembled by 5:30 PM on Wednesday
6. A representative should be present to answer judge questions when the booths are judged on Wednesday evening. See judging schedule for judging time.

Premiums:

1st \$16.00 2nd \$14.00 3rd \$12.00 4th \$10.00

CLASS A – Group/Club Booth

Item No.

1. Booth – THEME: “Let The Good Times Grow”
Focus should be on recruitment for your group.

BOOTH EXHIBIT SCORE CARD

The booth exhibit:

	Possible Points	Club Points
1. Effective message (caption or title sign): Short, catchy, appropriate, well worded to cover subject and suggest action when appropriate.	15	_____
2. Draws attention: An attention getter that reinforces the main idea. Something unusual-motion, light, design, and/or color	20	_____
3. Holds attention: Tells a coherent, clear cut, one-idea message quickly. Arouses curiosity about the subject. Has systematic arrangement, easy to follow to tell a story. An attendant to answer questions.	25	_____
4. Sells theme: Appeals to such motives as desire and need for profit, health, comfort, convenience, recreation, and the saving of time and energy.	15	_____
5. Present pleasing appearance:	15	_____
6. Uses explanatory material effectively: Material brief and easy to read. Size of charts, maps, placecards, and letters adequate. Group/ Club name must be displayed	10	_____
TOTAL POINTS	100	_____

**DEPARTMENT 33
JUNIOR YOUTH LEADERSHIP and
SELF DETERMINED PROJECTS**



YOUTH LEADERSHIP EXHIBITS

Superintendent: Cathy Dressen

Premiums:

1st \$3.00 2nd \$2.75 3rd \$2.50 4th \$2.25

CLASS A – Open to anyone in grades 7 and under

CLASS B – Open to anyone in grades 8 and over

All posters must be 14"x22"

Item No.

1. Poster designed to recruit 4-H members
2. Poster designed for a specific project meeting to teach a 4-H project
3. A planning and written outline for 4 project meetings in a selected project
4. Poster on Youth Leadership Nomination
5. A plan for organizing a community service project
6. A plan for organizing a club event/activity
7. A record of your club office for the past year
8. A plan and evaluation of something you led
9. A record of your youth leadership project
10. A poster on setting your goals and how to meet them
11. A poster on brainstorming / decision making process
12. A poster on the qualities of a good leader
13. A poster of conflict resolution guidelines

SELF DETERMINED EXHIBITS (judged face-to-face, see notes)

Superintendent: Jackie Thingvold

Premiums:

1st \$3.00 2nd \$2.75 3rd \$2.50 4th \$2.25

CLASS C – Open to anyone in grades 7 and under

CLASS D – Open to anyone in grades 8 and over

Item No.

1. Animal Science topic
2. Art and Communication topic
3. Family, Home & Health topic
4. Mechanical Sciences topic
5. Natural Resources & Environmental Education topic
6. Plant & Soil Sciences topic
7. Service Learning & Citizenship topic
8. S.T.E.M. (Science, Technology, Engineering & Math) topic

Self Determined Note –

Judging is on a first come, first serve basis with a sign-up sheet beginning at 5:00 p.m. Wednesday evening at the Arts & Crafts area.

Judging of all displays and/or exhibits will be judged face to face on Wednesday at 7:30 p.m. following the collections judging in the New Youth Building. Bring your self-determined display and/or exhibit at this time. Members not present at judging time will not be judged.

A photo and a brief description of your self-determined project should be on poster board (no larger than 11"x14"). Your final project will not be displayed. Only the picture and description will be left for display at the fair.



DEPARTMENT 34 JUNIOR HEALTH and CITIZENSHIP



Superintendent – Cathy Dresen

All posters must be 14"x 22"

Premiums:

1st \$2.00 2nd \$1.75 3rd \$1.50 4th \$1.25

CLASS A – HEALTH 1– FIRST AID IN ACTION

Item No.

1. Assemble a family first aid kit
2. Poster on first aid steps for cuts and scrapes
3. Poster on how to properly perform the Heimlich maneuver
4. Design a brochure about when to wear goggles to protect your eyes
5. Design a brochure on first aid steps for nosebleeds
6. Illustrated book of poisonous poisons
7. A written fire escape for your home
8. Set of first aid cards

CLASS B – HEALTH 2– STAYING HEALTHY

Item No.

1. Write an assessment of the information that you learned when you completed the "Health Smarts" self-assessment
2. Poster on tools to clean my teeth, hair, nails and skin
3. Assemble a book of healthy snack recipes
4. Poster on proper food portion sizes
5. Display of smart choices for a healthy breakfast
6. Scrapbook of photos of youth in different sports
7. Personal physical activity inventory for a month or more

CLASS C – HEALTH 3– KEEPING FIT

Item No.

1. Develop a "Fitness Feedback" questionnaire and summarize the "Fitness Feedback" interviews
2. Poster on nutrient-rich foods
3. Research and report on 5 different product health claims
4. Book of proper warm-up and cool-down routines to use when exercising
5. Design a brochure for "Staying Injury Free"
6. Develop a personal fitness plan and keep a log of the steps taken to achieve that plan
7. Design a brochure for an elementary sports team

CLASS E – CLUB ACTIVITIES

Item No.

1. Scrapbook of a club's activities (safety, beautification, recreation, softball, community service etc.)

CLASS F – CITIZENSHIP

Item No.

1. Written ground rules
2. Community map
3. Magazine picture collage illustrating the group's issue
4. Written mission statement for the group
5. Notes from key interviews
6. Action plan of the group
7. Letters, fliers, posters, speeches, surveys, petitions or other examples of group's work
8. Group's story of its citizenship project, with illustrations
9. Final evaluation of the groups work

CLASS G – SERVICE LEARNING – Agents of Change

Item No.

1. Poster of problems or needs in my community
2. Report on what makes a worthwhile service experience
3. Display of my service learning mission
4. My service learning project action plan document
5. Service learning mission promotional material

6. Outline of a service learning presentation
7. Service learning mission written news release
8. Plans for my next service learning project
9. My service learning project journal, photo diary or scrapbook

CLASS H – SERVICE LEARNING – Raise Your Voice

Item No.

1. My community need survey results
2. Map of my community's assets and needs
3. Display of my public forum addressing a community need
4. List of possible solutions to my community's need
5. Risk management strategy for my project
6. My community project action plan document
7. Original poem reflecting on my service learning project
8. Outline and artifacts of a presentation documenting my service learning project
9. Outline of my service learning speech
10. Service learning promotional materials
11. My personal resume
12. My service learning project journal, photo diary or scrapbook

CLASS I – HISTORY & HERITAGE – Grade 3-7

CLASS IA – HISTORY & HERITAGE – Grade 8-13

Item No.

26. A creative display of objects within heritage box, shadow box, etc. (with or without photos) illustrating some aspect of your family's history.
27. A collection of "old" family recipes and a little note about where they come from
28. A creative display (poster, book, etc.) of your family tree (with or without photos)
29. A memory book that tells a story from your family's history (an event, a pet, tradition, etc.)
30. An illustrated album or display telling your personal story (autobiography or timeline)
31. A display of 4 or more old-fashioned games with the game supplies (if appropriate, with a written description of each game and its origin if you can find it)
32. A recipe book of old home remedies used for illness or beauty care
33. A photo of an old object with a written description of the object's importance to your family or community history
34. A display of an old-time or ethnic craft (whittling, rosemaking, etc.). Include a description of how to do the craft.
35. An illustrated (photos/drawings) history of an old building or of a community
36. A write-up of an interview (oral history) you did with an older adult.
37. An old object restored or renewed in a creative way. (If possible, include "before" picture. If over 3 feet, also show "after" picture. Do not bring the object.)
38. A record of your History and Heritage project (individual or group)
39. An illustrated album or display telling a story of a relative
40. Display presenting the history of a local celebration
41. Display presenting the history of any Wisconsin topic

CLASS J – INTERNATIONAL PROJECT (grades 3-6)

CLASS K – INTERNATIONAL PROJECT (grades 7-13)

Item No.

1. 2-D map of a country that displays one or more of the following: Geographical features, natural resources, imports/exports, topographical features, political boundaries, agricultural production
2. 3-D map of a country that displays one or more of the following: Geographical features, natural resources, imports/exports, topographical features, political boundaries, agricultural production

3. Display of a festival or holiday from a country or countries you have studied
4. Display of flags of countries you have studied
5. Display of cultures you have studied. This can include traditional costume, cultural arts, etc.
6. Display of famous people of a country
7. Display of one or more of the following: natural resources of a country, imports/exports of a country, agricultural products of a country
8. Develop a political, topographical or agricultural map of the world
9. Write an essay that compares/contrasts the United States to one or more countries
10. Create a historical timeline for a country you have studied
11. Display a collection of recipes from one or more countries
12. Display a collection of items from a country you have studied
13. Collection of letters from a pen pal from another country
14. A holiday decoration representing a country you have studied
15. Write a report comparing literature from another culture to that of the U.S. (i.e. fairy tales, legends, myths, tall tales, folk tales, poetry, etc. This may be no more than 2 pages double spaced, 12 point type.
16. Record of your International Project

CLASS L – INTERNATIONAL PROJECT – Conference Danish (Exhibitor must be present)

All posters must be 14"x22"

Item No.

1. International craft/game, created from a different country, grades 3-6
2. International craft/game, created from a different country, grades 7-13

NOTE: These items will be judged in a face-to-face manner. Participants must be present at 2 PM on judging day for the judging. A sign in sheet will be available. A poster/flyer must accompany the exhibit to describe the exhibit. This will be left for the duration of the fair and will be on display if the craft/game is not able to be left at the fairgrounds for exhibit.

CLASS M – WORKFORCE READINESS – Get In The Act

Item No.

1. Report on importance of honesty in the workplace
2. List of 3 job references for my first potential job
3. Display of my personality type profile
4. Written story on the value of teamwork
5. Written review of teamwork in a local business
6. A teamwork scenario story
7. Profile on my first potential job
8. Report, artwork or collage of a chosen job
9. Story or picture collage of "typical day at my job"
10. Collection of 3-5 news articles exploring future career possibilities

CLASS N – ENTREPRENEURSHIP – Love It

Item No.

1. Collage of pictures of entrepreneurs
2. Report on the history of a product
3. List of my personal strengths self-assessment inventory
4. List of my business assets inventory
5. Written monthly time management schedule
6. Written profile of a local business
7. Sketch of my business idea
8. My entrepreneurship journal

CLASS O – ENTREPRENEURSHIP – Plan It

Item No.

1. Essay on my business plan recipe
2. Display of contrast and comparison of a product
3. Internet research report of my business idea
4. Inventory of internet business

5. Draft of my business web site
6. Written profile of my customers
7. 30-second commercial about me
8. Written news release about my business
9. Written classified help wanted ad for my business
10. Loan proposal document for my business
11. My entrepreneurship journal

CLASS P – ENTREPRENEURSHIP – Do It

Item No.

1. Written marketing plan for my business
2. Presentation on my business plan
3. Written customer service survey
4. Picture story of my entrepreneurship project
5. Documents showing my completed business plan
6. My entrepreneurship portfolio

CLASS Q – PERSONAL FINANCE

Level 1: Money Fundamentals

Item No.

1. Poster collage of pictures illustrating my financial goals
2. Booklet of my personal spending plan including income and expenses
3. My personal money journal
4. Poster on making smart spending goals
5. Create an ad
6. Shadow report

CLASS R – PERSONAL FINANCE

Level 2: Money Moves

Item No.

1. Poster on ways to use my money
2. Booklet of weekly records of how I save, share and spend money
3. Poster/chart of money savings options
4. Poster on how to calculate interest
5. Chart the real cost of credit
6. Booklet on how to manage a checking account
7. Brochure on choosing a financial institution
8. Poster collage of my favorite ads with a card that explains WHY you like them
9. Sketchbook/journal of my design of a new product ad
10. Poster on how to comparison shop for a product



SPECIAL AWARDS



The following awards have been made available to Junior Fair Exhibitors by interested many La Crosse County and area groups and individuals. Awards may be subject to change by fair date.

DAIRY AWARDS

JUNIOR, SENIOR AND GRAND CHAMPION HOLSTEIN

Trophy sponsored by La Crosse County Holstein Breeders Association

REGISTERED SUPREME JUNIOR CHAMPION

Sponsored by the La Crosse County 4-H Dairy Committee in memory of Richard Schomburg

REGISTERED RESERVE SUPREME JUNIOR CHAMPION

Sponsored by the West Salem / Bangor FFA Alumni

REGISTERED SUPREME CHAMPION FEMALE

Sponsored by the family of Becky Holthaus

REGISTERED RESERVE SUPREME CHAMPION

Trophy sponsored by West Salem / Bangor FFA Alumni

BEST SHOWMAN OF A DAIRY ANIMAL

Sponsored by Bangor Veterinary Associates
The top showmanship winners in all 3 age divisions.

GRAND CHAMPION FEMALES

Cash award to the grand champion females of each breed, sponsored by the Melrose Mindoro FFA Alumni

GRADE GRAND CHAMPION HOLSTEIN

GRADE JUNIOR CHAMPION HOLSTEIN

Trophy sponsored by Todd Servais in memory of Corey

TOP GUERNSEY BREED EXHIBITOR – EACH SHOWMANSHIP CLASS and JUNIOR AND GRAND CHAMPION REGISTERED GUERNSEY

Presented at the 4-H Achievement Celebration
Trophies sponsored by West Central Guernsey Breeders Association

CHAMPION PUREBRED BROWN SWISS FEMALE

Trophy sponsored by Bo Valley Swiss

JUNIOR, SENIOR & GRAND CHAMPION REGISTERED BROWN SWISS FEMALES

Trophy sponsored by Bo Valley Swiss

DAIRY HERDSMANSHIP

Traveling Golden Milk Can and Kwik Trip gift cards – sponsored by Mel and Betty Moe Family and the Wilfred Tauscher Memorial

ALL DAIRY EXHIBITORS - DAIRY BAR COUPON

Sponsored by Todd Caulum

BEEF AWARDS

SUPREME CHAMPION BEEF FEMALE

Sponsored by Walnut Creek Acres

RESERVE SUPREME CHAMPION BEEF FEMALE

Award sponsored by Scott & Sue Rowe

CHAMPION BEEF COW / CALF PAIR

Trophy sponsored by Walnut Creek Acres

CHAMPION FEEDER BEEF AWARD

Award sponsored by Walnut Creek Acres

SUPREME CHAMPION MARKET STEER

Trophy sponsored by Cargill, Inc.

RESERVE SUPREME CHAMPION MARKET STEER

Trophy Sponsored by Blain's Farm & Fleet of La Crosse

CHAMPION BRED AND OWNED FEMALE

Sponsored by Walnut Creek Acres

GRAND AND RESERVE CHAMPION ANGUS STEER

Trophies sponsored in memory of Gordon and Jan Radcliffe by S&R Angus, of Schofield

LA CROSSE COUNTY BRED ANIMAL

Sponsored by the Scott and Sue Rowe Family

LACROSSE COUNTY PURINA DAIRY or DAIRY CROSS STEER

Trophy sponsored by Country Farm Supply and Melrose Farm Service

1ST PLACE BEEF SHOWMANSHIP (4 DIVISIONS)

Trophy sponsored by First National Bank of Bangor, Mindoro, Holmen, St. Joseph Ridge and West Salem

TOP SHOWMEN OF POLLED HEREFORD OR HEREFORD CATTLE

Showmanship, all 3 classes
Sponsored by W.H.A. Women Pollettes

CHAMPION BEEF SHORTHORN

Trophy sponsored by Walnut Creek Acres

CHAMPION AND RESERVE CHAMPION BEEF CARCASS

Cash award sponsored by Western Wisconsin Beef Producers Coop

SWINE AWARDS

SUPREME CHAMPION MARKET HOG

Trophy sponsored by Cargill, Inc.

RESERVE SUPREME CHAMPION MARKET HOG

Trophy Sponsored by Blain's Farm & Fleet of La Crosse

2ND PLACE SWINE SHOWMANSHIP

Award sponsored by St. Joe's Country Market

GRAND CHAMPION PUREBRED BARROW & GILT

Trophies sponsored by Wetzel Farms

GRAND RESERVE CHAMPION PUREBRED BARROW & GILT

Awards sponsored by Gilster Genetics

GRAND CHAMPION CROSSBRED BARROW & GILT

Trophies sponsored by the Caygill Show Pigs

GRAND RESERVE CHAMPION CROSSBRED BARROW & GILT

Trophies sponsored by Steve Nuttleman

LA CROSSE-COUNTY PORK PRODUCER AWARDS SWINE CLASSES AND SHOWMANSHIP PREMIUMS SWINE SHOWMANSHIP AWARDS

Trophies awarded to the top Junior, Intermediate and Senior
Funding is provided to double swine class and showmanship
premiums. Premiums stated in the Exhibitor Guide and Premium List
are at the doubled rates.

SWINE ULTRASOUND CARCASS AWARDS

Enhanced ultrasound carcass evaluation cash awards are provided by Lacrosse County Pork Producers for the top 10 placing animals at \$200, \$150, \$125, \$100, \$75, \$50, \$40, \$30, \$20, \$10.

SHEEP AWARDS

CHAMPION AND RESERVE CHAMPION RAM

Trophies sponsored by A & J Hillside Acres

SUPREME CHAMPION AND RESERVE SUPREME CHAMPION BREEDING EWE

Sponsored by Rockview Farms

SUPREME CHAMPION MARKET LAMB

Trophy sponsored by Cargill, Inc.

RESERVE SUPREME CHAMPION MARKET LAMB

Awards sponsored by G&T Heating & Air Conditioning, West Salem

CHAMPION AND RESERVE COMMERCIAL EWE

Awards sponsored by Steck Farms and Trucking

GRAND AND RESERVE GRAND CHAMPION MARKET EWE

Awards sponsored by A&J Hillside Acres

GRAND CHAMPION SUFFOLK EWE

Award sponsored by Kelly Wehrs Grooming

GRAND AND RESERVE GRAND CHAMPION MARKET WETHER

Awards sponsored by Sparta Large Animal Veterinary Clinic

GRAND AND RESERVE GRAND CHAMPION MARKET LAMB

Awards sponsored by G&T Heating & Air Conditioning, West Salem

CHAMPION BRED AND OWNED SPRING EWE LAMB

Award sponsored by Nana's Farmhouse

CHAMPION BRED AND OWNED MARKET LAMB

Award sponsored by Nachtigal family

SHEEP SHOWMANSHIP (4 DIVISIONS)

Trophy sponsored by Blain's Farm & Fleet of La Crosse

SHEEP SHOWMANSHIP (TOP 1ST YEAR SHOWING)

Award in Memory of Dina Langrehr, given by the Bangor Township 4-H Club, the Gronemus family and Jeff and Kathy Schmidt family

CHAMPION AND RESERVE CHAMPION SHEEP CARCASS

Sponsored by Brock's Butcher Block, Sparta

CHAMPION AND RESERVE CHAMPION MARKET WETHER RATE OF GAIN

Sponsored by Blaine's Farm and Fleet of La Crosse

CHAMPION AND RESERVE CHAMPION MARKET EWE RATE OF GAIN

Awards sponsored by Crimson Hill Farm

ALL JR LIVESTOCK EXHIBITORS

4-H Foodstand Credit Voucher

Sponsored by Compeer Financial

OVERALL 4-H LIVESTOCK RECORDS

A plaque will be awarded to the livestock exhibitor judged to have the best livestock record book including project and financial records.

Award will be given at the annual 4-H Achievement Celebration.

Sponsored by Blain's Farm & Fleet of La Crosse

BEEF, SWINE AND SHEEP HERDSMANSHIP

The Lacrosse Youth Livestock will provide top herdsmanSHIP awards in each of the 3 livestock species. The winner in each species will receive The Golden Shovel.

OVERALL BEEF, SWINE AND SHEEP SHOWMANSHIP

Brock's Butcher Block will sponsor awards for the overall showmanSHIP winner of the Beef, Swine and Sheep Jr. shows.

GOAT AWARDS

SHOWMANSHIP AWARDS

4S Coulee Trophy will sponsor an award for the top Junior, Intermediate and Senior showman of the goat show.

POULTRY AWARDS

SHOWMANSHIP AWARDS AND CHAMPIONS

The Coulee Region Poultry Club will provide a rosette to the Champion Junior, Intermediate and Senior Showman of the poultry show as well as the Champion Largefowl, Bantam, Pigeon, Waterfowl and Champion of the Show

RABBIT AWARDS

RABBIT AWARDS AND CHAMPIONS

Coulee Trophy in Onalaska will sponsor trophies for the following Rabbit classes:

Standard Breed Trophies: 2 Grand and 2 Reserve Buck and Doe Showmanship: Beginner, Intermediate, Senior Pet Category: Grand and Reserve Best Pet

BEST RABBIT COSTUME

BEST RABBIT TRICK

Coulee Trophy in Onalaska will sponsor a trophy and participation ribbons for the following Rabbit classes:

NOTE:

Coulee Trophy will not charge for the recipient engraving. Recipient can take the trophy back to Coulee Trophy if they would like their name on the award

DOG AWARDS

DOG SHOWMANSHIP (3 DIVISIONS)

Awards are based on skill by the exhibitor in handling the dog, grooming and conditioning of dog. Conformation of the dog will not be considered.

Trophies sponsored by Blain's Farm & Fleet of La Crosse

DOG OBEDIENCE

Trophies sponsored by:

Pet Me Scratch Me of La Crosse and Onalaska
Sparta Veterinary Clinic
Thompson Animal Medical Center

OVERALL DOG OBEDIENCE

Trophy sponsored by West Salem Veterinary Clinic

BEST OVERALL HANDLER

Trophy sponsored by West Salem Veterinary Clinic

DOG AGILITY (ALL LEVELS)

Trophy sponsored by Hillside Animal Hospital

DOG RALLY

Trophy sponsored by:
Sparta Veterinary Clinic
West Salem Veterinary Clinic

DOG COSTUME CLASS

Trophy sponsored by Pet Me Scratch Me of La Crosse and Onalaska

CROPS / GARDENING and FLORICULTURE

OVERALL BEST OF CROPS – CLASS A, PLANT & SOIL SCIENCE

Sponsored by Cargill, Inc.

LA CROSSE COUNTY 4-H LEADERS GARDEN BOX AWARDS – JUNIOR AND SENIOR DIVISION

Cash award provided in the name of 4-H Memorial

OPEN CLASS FLORICULTURE

THE LOUISE EVANS OPEN CLASS FLOWER AWARD

The family of Louise Evans will present an award to the best overall flower, plant or arrangement exhibited in open class.

Louise Evans was a superintendent of open class flowers for 40+ years and the general leader of the Bangor Township 4-H for 50+ years. Louise's love of flowers and gardening has been passed down to her daughters and grandchildren who have supervised the Open Floriculture department since her retirement.

MOLLY G SACIA FLORICULTURE AWARD

Molly G. Sacia served La Crosse County 4-H for over 50 years. As fair superintendent of Floriculture, club leader, executive board member and volunteer Molly dedicated countless hours to 4-H youth.

In honor of her dedication to Union Mills 4-H Club and the La Crosse Interstate Fair her grand daughters will sponsor the Best of Show Floriculture Award

OPEN CLASS HOME FURNISHINGS / HOME ENVIRONMENT AWARD

Marleen Stello was an exhibitor for many years in the Open Class Home Furnishings / Home Environment department. In memory of Marleen, her family recognizes the best overall Home Furnishings / Home Environment exhibit, Class A-H. The recipients name will be placed on a perpetual plaque.

OPEN CLASS FOODS AND NUTRITION AWARD

Marleen Stello was an exhibitor for many years in the Open Class Foods and Nutrition department. In memory of Marleen, her family recognizes the best overall Home Foods and Nutrition exhibit, Class A-F, FF and N-O (baking classes). The recipient's name will be placed on a perpetual plaque.

WOODWORKING AWARDS

WOODWORKING – CLASS A

Sponsored by Heram Custom Woodworking, LLC

WOODWORKING – CLASS B AND C

Plaques sponsored by Beyer Cabinets of West Salem

WOODWORKING – CLASS D

Sponsored by TBD

SHOWMANSHIP and EXTRA EFFORT AWARDS

SHOWMANSHIP (Dairy, Beef, Swine, Sheep, Goat)

Cash awards sponsored by the La Crosse County Farm Bureau will be given the top showmen in each division of the Dairy, Beef, Swine, Sheep and Goat shows.

JUNIOR HORSE AWARD

JR HORSE HERDSMANSHIP

Trophy sponsored by the grand daughters of Molly G Sacia

ROUND ROBIN SHOWMANSHIP AWARDS

SHOW SHIRTS FOR ALL ROUND ROBIN EXHIBITORS

Show shirts will be sponsored by 4S Promotions, LLC

1ST PLACE SHOWMAN – (3 DIVISIONS)

Sponsored by Texas Roadhouse of Onalaska

2ND THRU 6TH PLACE SHOWMAN – (3 DIVISIONS)

\$50 (2nd), \$35 (3rd), \$25 (4th-6th) for placings in each Division.

Cash value gift cards are sponsored by:

Blain's Farm & Fleet of La Crosse

ROOSTER CROWING and ROOSTER COLORING

ROOSTER CROWING CONTEST

Trophy sponsored by La Crosse Fairgrounds Speedway

ROOSTER COLORING CONTEST

Rooster Coloring Contest in two grade divisions

Grades K to 2 and Grades 3-5

Awards sponsored by the West Salem / Bangor FFA

GOAT COLORING

GOAT COLORING CONTEST

Goat Coloring Contest in two grade divisions

Grades K to 2 and Grades 3-5

Trophies sponsored by the La Crosse County Goat Project.

RABBIT COLORING

RABBIT COLORING CONTEST

Rabbit Coloring Contest in two grade divisions

Grades K to 2 and Grades 3-5

All participants will receive a ribbon and stickers for placings.



WHAT YOU NEED TO KNOW ABOUT FAIR JUDGING

You've worked really hard on a project and done your very best. You enter items in the fair and eagerly want to find out what the judge thinks of your efforts. Sometimes it's good news; sometimes it's disappointing. Watching the judging process should give you an idea of what you should keep on doing and where you might improve. Exhibitors, parents and others are encouraged to watch the judging. However, please do not interfere with the judge or department workers. A good judge will take the time to explain why he/she is placing a grouping in that order. If you still have questions about the judging, wait until the judge is through and then ask politely if he/she could explain a little further. Remember though, the judge's decision is final.

There are four types of judging that take place at the fair:

- ❖ **Danish Judging** – Used for most departments and classes in the junior division. All the entries in one lot number are arranged together so the judge can decide what placing to give them. Each of the entries will get a placing, but there is a limit to the number of blue, red, white and pink ribbons that can be given. Please refer to page 8 in this Fair Book: Chapter ATCP 160.91, subchapter V – Judging Regulations, number 4b for an explanation that shows how many placings the judge can give in a class.
- ❖ **Regular Judging** – Used in all open classes and in a few classes in the junior division. This means that only four placings can be given in each class item number (1 blue, 1 red, 1 white and 1 pink). If there were more than four entries, the other entries would not receive a placing.
- ❖ **Conference Judging** – This means that the entire group of exhibitors for a specific class item number will meet with the judge, and the judge briefly discusses each exhibit with the exhibitors. The judge will place each exhibit comparing it to the standard of perfection and the quality of the other exhibits according to the Danish system.
- ❖ **Face-To-Face Judging** – This means that the exhibitor must be present at the time of judging and talk to the judge about his/her entry. This system is used for the Cloverbud and Exploring departments, Club Booths, Collections and Self-Determined exhibits. It is designed to make the judging experience a positive learning experience for the younger exhibitor.

Remember, the most important thing is how **YOU** feel about your project and what you've learned. If you did your best, you can be proud of yourself and the experience you gained!



MAXIMUM PLACING for STATE AID DANISH JUDGING – SIMPLIFIED (A Judge can go down in the placing of entries but not up.)

NUMBER OF ENTRIES	1 st PLACE BLUE	2 nd PLACE RED	3 rd PLACE WHITE	4 th PLACE PINK
1	1			
2	2			
3	2	1		
4	2	2		
5	2	2	1	
6	2	2	2	
7	2	2	2	1
8	2	2	2	2
9	2	2	2	3
10	2	3	2	3
11	2	3	3	3
12	3	3	3	3
13	3	3	3	4
14	3	4	3	4
15	3	4	4	4
16	4	4	4	4
17	4	4	4	5
18	4	5	4	5
19	4	5	5	5
20	5	5	5	5
21	5	5	5	6
22	5	6	5	6
23	5	6	6	6
24	6	6	6	6
25	6	6	6	7
26	6	7	6	7
27	6	7	7	7
28	7	7	7	7
29	7	7	7	8
30	7	8	7	8
31	7	8	8	8
32	8	8	8	8
33	8	8	8	9
34	8	9	8	9
35	8	9	9	9
36	9	9	9	9

This is a simplified version of the Danish judging system. A judge can place items lower if they determine the quality of the item does not meet the project standard.

HERD



THAT!

Hear ye...Hear ye...

Are you looking for a way to support the Fair?
We are looking for you to Join the Ag. Society.



WHAT KEEPS THE FAIR GOING?

- The dedication and commitment of the La Crosse County Ag. Society board members.
- Community Support: 4-H Adult Leaders, project members and volunteers, the Dairy Breed associations, the La Crosse County Pork Producers, and the many other community organizations that lend a hand.
- It is the perseverance of the community of volunteers with a vision that has made the fair the success that it is and will continue to be for the future of the youth and education of the county.
- It is also the community of volunteers that have pulled the organization together. These are individuals which have benefited from participation in the fair and are willing to contribute their time and talents back to the organization.
- With continued support we are able to keep a no gate or parking fee policy that contributes to larger crowds and better participation at the fair.

LA CROSSE COUNTY AGRICULTURAL SOCIETY

- Owners and operators of the La Crosse Interstate Fair
- Comprised of nine (9) voting board members: 7 Ag. Society members elected for a 3 year term, (2 term limit); 1 representative from the 4-H Adult Leaders Association, 1 County Board appointed representative. In addition, there is a UW Extension staff liaison and financial/business manager, and a Fairest of the Fair coordinator that serve as ex-officio members.
- The board makes all of the business decisions. The membership elects the board members at its annual meeting in November.

MEMBERSHIP IN THE LA CROSSE COUNTY AG SOCIETY

You have the opportunity to join the La Crosse County Agricultural Society in providing continued support and positive education for the youth in La Crosse County. Membership dues are \$30 for a 5 year membership and \$150 for a lifetime membership.

Name: _____
 Address: _____
 City: _____ State _____ Zip _____
 Phone: _____ Date: _____
 Email: _____
 Contact Preference: _____ Phone _____ Email _____ Mail _____
 Circle One: 5 Year Lifetime Amount Paid _____

Mail to: La Crosse County Ag. Society
 ATTN: Julie Nuttleman
 PO Box 52
 West Salem, WI 54669-0052



The Small Animal Barn Committee would like to announce the 45th Annual Rooster Coloring Contest. Only La Crosse County 4-H members are eligible to participate in this activity.

The Goat Barn Superintendents would like to announce the 6th Annual Goat Coloring Contest. Only La Crosse County 4-H members are eligible to participate in this activity.

The Rabbit Superintendent would like to announce the 5th Annual Rabbit Coloring Contest. Only La Crosse County 4-H members are eligible to participate in this activity.

Completed Colored pictures are due by June 27. There will be two divisions:

- Grades K-2
- Grades 3-5

ROOSTER: Two trophies will be awarded to the top entries in the Rooster Coloring Contest. One (1) trophy will be given to a 4-H member in grades K-2 and one (1) to a 4-H member in grades 3-5. Trophies will be awarded after the 9 AM Saturday Rooster Crowing Contest on at the fair. Colored entries will be on display in the Small Animal Barn during the fair. Entries may be picked up at release time Sunday, July 20 at 5:00 PM.



GOAT: Two trophies will be awarded to the top entries in the Goat Coloring Contest. One (1) trophy will be given to a 4-H member in grades K-2 and one (1) to a 4-H member in grades 3-5. Trophies will be awarded at 10 AM on Sunday at the Rowe Arena. Colored entries will be on display in the Goat Barn during the fair. Entries may be picked up at release time Sunday, July 20 at 5:00 PM.

RABBIT: Participation ribbons will be awarded to all entries in the Rabbit Coloring Contest. Stickers will be awarded for placing in the contest. Colored entries will be on display in the Small Animal Barn during the fair. Entries may be picked up at release time Sunday, July 20 at 5:00 PM.

The office at the La Crosse Interstate Fair is not open during the daytime hours. You have several options for delivery of the coloring page:

- Mail – La Crosse County Ag Society, c/o Marla J Stello, 4012 Starlite Drive, La Crosse WI 54601-7509
- Contact Marla – You may contact Marla to set up a time to connect. She can be reached by email at: lacrosseinterstatefair@yahoo.com

All coloring sheets can be found and downloaded from the fair website at: www.lacrosseinterstatefair.com/exhibitor_handbook





**46th Annual
ROOSTER CROWING
CONTEST**



Trophy Sponsored By:

**CASH PRIZES SPONSORED BY
COUNTRY FARM SUPPLY, INC. WEST SALEM**

La Crosse Interstate Fair Rooster Crowing Contest will be conducted during the Fair. This is a contest to determine how many times a rooster can and will crow during a 20-minute period. The rooster with the most crows is the winner and the La Crosse Interstate Fair Champion.

Each contestant may enter only one rooster and need not own the bird. Only the first 20 entries will be accepted. Contestants must be present with bird for contest. Rooster must be brought to the Small Animal Barn on Wednesday by Noon and remain on display until after contest. Top three winning crowers must be displayed until the close of the fair, Sunday. Roosters showing evidence of disease may not be entered. Any rooster that shows evidence of a contagious or infectious disease shall be immediately removed from the Small Animal barn.

Rooster shall be checked for lice, parasites and mites which cause scaly leg. Rooster also needs to be Pullorum tested.

How to make them crow: A rooster cannot be made to crow. He can be encouraged to crow. Caging him several days before the contest and moving him about in a strange surrounding is a good training program. We will keep the cage covered and remove the wraps just before the contest starts. This fools him into thinking that morning has come.

Handlers may use any method, without touching the bird or cage to get their entry to crow. (talking, clapping hands, throwing feed, etc.)

Include the Following Information – Due June 27, 2025


Contestants Name: _____
 Grade: _____
 Address: _____
 Phone: _____
 Rooster Name: _____
 Rooster Age: _____
 Breed: _____

Send Entries To: La Crosse Interstate Fair –
 c/o Marla Stello
 4012 Starlite Drive, La Crosse, WI 54601-7509
 Email: lacrosseinterstatefair@yahoo.com

FAIR ENTERTAINMENT



THURSDAY - SATURDAY
 Various Race Times
 Throughout the Day



THURSDAY and FRIDAY
 Stilt Walking – 10:00 AM-Noon
 Big Bubble Blast – 2:00-3:30 PM
 Bubble Creation Station
 5:00-7:00 PM



FRIDAY
 SJ Mc Donald
 8:00 PM to Midnight



THURSDAY
 Kids Pedal Pull
 Ages 4-12



SATURDAY
 Redline Outlaw Band
 8:30 PM-12:30 AM



LA CROSSE INTERSTATE FAIR – FAIR MANUAL ENTRY FORM

Mail or Email All Entries to: La Crosse County Ag Society, Marla J Stello 4012 Starlite Drive, La Crosse WI 54601-7509 lacrosseinterstatefair@yahoo.com	MANUAL ENTRIES CLOSE June 13, 2025 postmarked by midnight June 14 – June 27, Late fee of \$10 NO Changes/Additions accepted after June 27	<i>For Fair Use Only</i>
---	--	--------------------------

For 2025 the Ag. Society will provide all Junior and Open Class exhibitors with complimentary entering (no exhibitor fees) if entries are completed by the established deadlines. This decision was made as a courtesy for utilizing the online entry system. Late fees will still apply in 2025.

Please check so that entries include the correct department, class & item number. Please note only one exhibit per item number per exhibitor is allowed. Junior and Open Class entries cannot be mixed on one entry form.

Junior Fair Exhibitors must be enrolled in projects that correspond to each department entered.
Please enter your exhibits in department, class and item number order.

Check One That Applies to this Entry “” Junior Fair Exhibitor Open Class Exhibitor

Name of Exhibitor _____	Youth Grade (2024-2025 School Year) _____
Address _____	City _____ Zip _____ Phone _____
4-H Club or Chapter _____	Premise ID # (if showing animals) _____
Open Class Group or Farm Name _____	Email Address: _____
2025 JUNIOR FAIR FEE \$0.00 0 ADD LATE FEE (6/14H to 6/27) \$10.00 _____ TOTAL \$ _____	
2025 OPEN CLASS FEE \$0.00 0 ADD LATE FEE (6/14 to 6/27) \$10.00 _____ TOTAL \$ _____	

I offer for entry the following exhibits in accordance with the rules of the Exhibitor Handbook and Premium Listing.

Dept.	Class	Item #	Description of Exhibit (Use wording from the premium booklet)

(Add more pages if necessary)

By submitting this application for entry into the La Crosse Interstate Fair you agree, as an exhibitor, to indemnify and hold the La Crosse County Ag. Society harmless for any claims arising while on the fairgrounds. You also acknowledge that you have read the rules and regulations in the current year’s premium book, and agree to conform to all rules and regulations.

PLEASE MAKE A COPY FOR YOUR RECORDS

La Crosse Interstate Fair Entry Tag Correction Form

All corrections MUST be submitted by 4:30 PM, June 27

Please Check

- Junior Exhibitor Open Class

Please Print Clearly

Name: _____ Phone: _____

Address: _____ City: _____ Zip: _____

Email: _____

#	Dept. #	Class	Item #	*	Description
Delete					
Add					
Delete					
Add					
Delete					
Add					
Delete					
Add					
Add					
Add					
Add					

Notes / Comments:

Return form by email to Marla Stello at: lacrosseinterstatefair@yahoo.com

Exhibitor Signature: _____ Date: _____

La Crosse Interstate Fair

ANIMAL ID & VET CHECK IN INFORMATION

(Please photocopy if you need more copies of this form or download additional forms at: www.lacrosseinterstatefair.com/exhibitor_handbook)

This form MUST accompany your animals upon arrival at the La Crosse Interstate Fair.

(This completed form will be required)

Premise ID#: (required) _____ Date: _____

Exhibitor Name: _____ Phone: _____

Address: _____

ONE CHECK-IN FORM PER SPECIES OF ANIMAL PER EXHIBITOR!

Please see page 2 for examples of how to fill out this form.

Junior Fair / Open Class (Please Circle)

Type of Animal	Breed	Sex	Age	Type of Identification	Identification

Please submit this completed form on your entry day by 5:00 p.m. to your Superintendent/Coordinator. This completed form will be filed by the Superintendent/Coordinator in the Farm Progress office.

If the form is not completed and filed, you will not be able to show and be asked to remove your animal from the fairgrounds.

Attach copies of the vet inspection certificates and/or test papers as they must be kept on file at the La Crosse Interstate Fair Office per Department of Agricultural, Trade & Consumer Protection (DATCP) rules and regulations. Certificate copies will not be returned to exhibitors.

Exhibitor/Parent

Date

Checked in by:

County Fair Superintendent/Coordinator

Date

La Crosse Interstate Fair

Online Entry – Important Dates and Deadlines

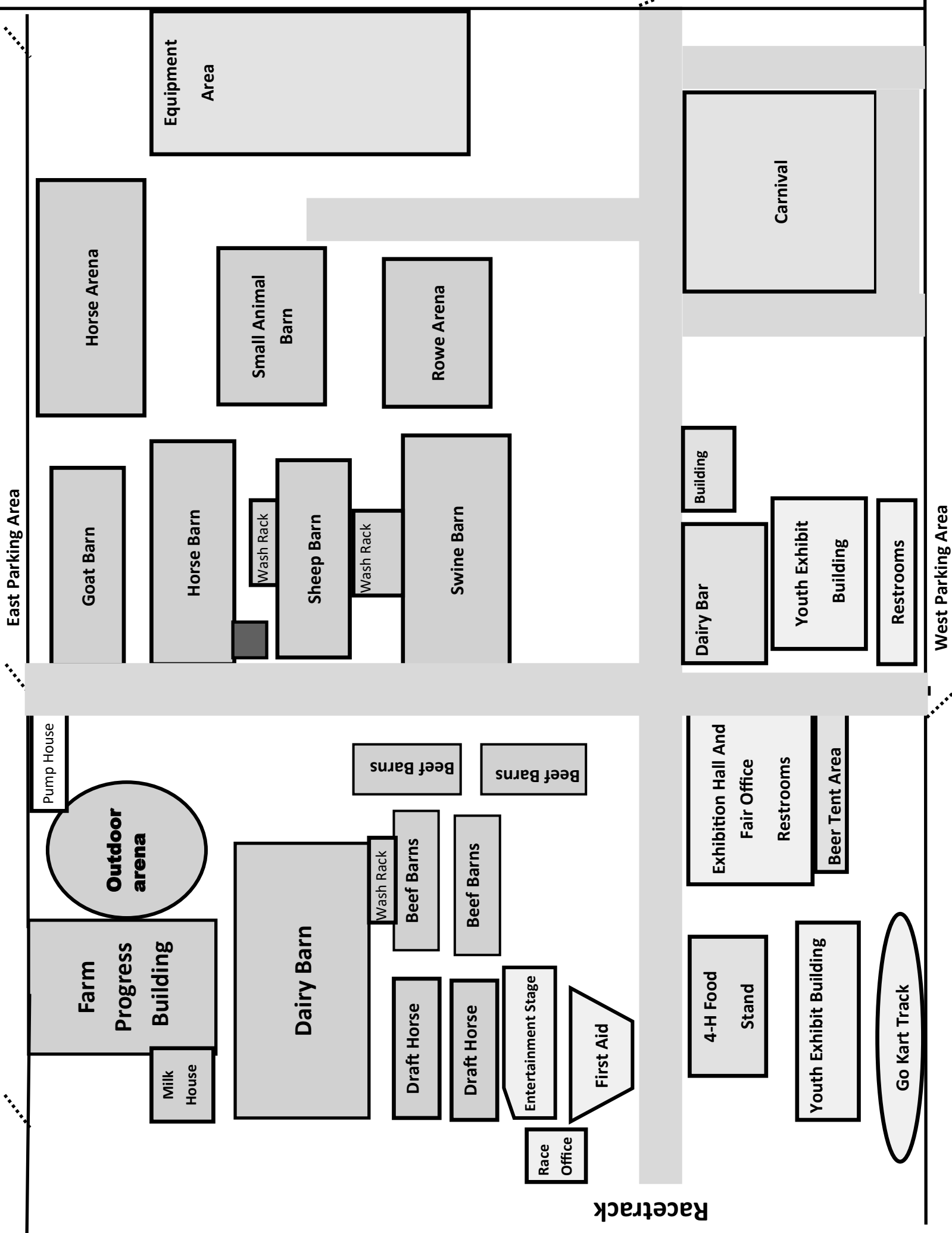
IMPORTANT DATES

June 1	Online entries window is opened
June 13	Paper entry deadline
June 17-June 27	Paper entries accepted + late fee of \$10
June 27	Entry close (Paper and Online) No changes or additions after June 28
July 7	Exhibit tags will be available during this week – Farm Progress Bldg., Office <ul style="list-style-type: none">• Tuesday 7/8 from 5-7 PM• Tuesday 7/15 from 6-8 PM• Wednesday 7/16 from 8 AM -noon
July 8 (tentative)	Fair clean-up night
July 15	Fair – evening drop off for exhibits
July 16-20	La Crosse Interstate Fair – Have Fun!!
July 21	Livestock – barn clean-up
Date - TBD	TBD - Livestock – carcass evaluation and education opportunity, time TBD
August 22 (noon)	Fair premium checks will be ready

HOW TO ENTER

1. **Read** - Read the rules, regulations, department descriptions and items carefully, even if you are a returning exhibitor. Changes have been made.
2. **Acknowledge/Accept** - Read the Liability, Ethics and code of exhibitor conduct as described in the Exhibitor Handbook and Premium Guide. When you submit your entry by paper or online you acknowledge you have read and understand and agree to abide by all items contained with the agreements.
3. **Entry Method** - Online is the preferred entry method and exhibitors. However, if you must do a paper entry, please follow the deadline dates as noted in the schedule. Junior and Open Class entries need to be completed on separate forms. Please complete the forms in numerical order listing all Departments, Classes and Item numbers as well as the descriptions for each entry. No entries will be accepted after the entry deadline of June 27.
4. **Online Entries** – Online Entries are due June 27 at midnight. If you do not have computer access, please contact the Fair Manager at 608-317-2626 for assistance or visit the local library.
5. **Paper or Online Entry Corrections** –
 - a. **Paper** – Complete the Entry Tag Correction Form with what needs to be added/changed.
 - b. **Online** – Once you click “SUBMIT” you are not able to make changes on your online entry. You will need to complete the Entry Tag Correction Form. If you have not submitted your entry and it is pending you can make changes. Adding entries after you have submitted can be done by adding this to your online account and submitting the new items.
 - c. **Deadline** – All Changes need to be in by June 27. Any changes due to Administrative error will be made as needed to correct the entry.
6. **Entry Fees** - For 2025 the Ag. Society will provide all Junior and Open Class exhibitors with complementary entering (no exhibitor fees) if entries are completed by the established deadlines. This decision was made as a courtesy for utilizing the online entry system. Late fees will still apply in 2025.
7. **Entry Tags** - Entry tags will be distributed individually and by club.
8. **Fair Checks** – Fair checks will be distributed by club for Junior and individually for Open Class. Open class will have the option to donate their check to the Ag Society Education fund if they so desire. Mailing of premium checks can be done with a self-addressed, stamped envelope provided to the Fair office in the Farm Progress Building.

Questions? Please contact Marla Stello at 608-317-2626 or lacrosseinterstatefair@yahoo.com



East Parking Area

West Parking Area

Racetrack

Horse Arena

Equipment Area

Small Animal Barn

Rowe Arena

Goat Barn

Horse Barn

Wash Rack

Sheep Barn

Wash Rack

Swine Barn

Carnival

Building

Dairy Bar

Youth Exhibit Building

Restrooms

Pump House

Outdoor arena

Farm Progress Building

Milk House

Dairy Barn

Wash Rack

Beef Barns

Beef Barns

Draft Horse

Draft Horse

Entertainment Stage

First Aid

Race Office

Beef Barns

Beef Barns

Exhibition Hall And Fair Office

Restrooms

Beer Tent Area

4-H Food Stand

Youth Exhibit Building

Go Kart Track